

STUDENT'S BOOK

Julie Kniveton

Angela Llanas

Lina Alvarado

English

Bounce 4 in Chile

Ministerio de Educación.
ecc
Prohibida su comercialización.



EDICIÓN ESPECIAL PARA EL MINISTERIO DE EDUCACIÓN
PROHIBIDA SU COMERCIALIZACIÓN

STUDENT'S BOOK

Julie Kniveton

Angela Llanas

Lina Alvarado Jantus

B.A. Hons.
University of Liverpool
TEFL Diploma, Birmingham.

LGSM (Licenciate of the
Guild Hall School of Music and Drama)
University of London
RSA Dip. (with distinction).

Teacher of English
Instituto Profesional
Chileno-Británico.



4 in Chile



Este libro pertenece a:

Nombre:

Curso:

Colegio:


Te lo ha hecho llegar gratuitamente el Ministerio de Educación a través del establecimiento educacional en el que estudias.
Es para tu uso personal tanto en tu colegio como en tu casa; cuídalo para que te sirva durante todo el año.
Si te cambias de colegio lo debes llevar contigo y al finalizar el año, guardarlo en tu casa.

CONTENTS

Unit	Theme	Language
1 p. 4	<ul style="list-style-type: none"> • Places in the city 	<ul style="list-style-type: none"> • Places: toy store, candy store, etc. • Prepositions: next to, in front of.
2 p. 16	<ul style="list-style-type: none"> • Everyday actions • School activities 	<ul style="list-style-type: none"> • Everyday actions: take the bus, wear a uniform, etc. • School activities: stand on line, do a project, etc.
3 p. 28	<ul style="list-style-type: none"> • Jobs • Professions • Places where people work 	<ul style="list-style-type: none"> • Actions at work: work, use, teach, need, etc. • Elements at work: instruments, medicine, telescope, etc.
4 p. 40	<ul style="list-style-type: none"> • Occupations • Actions 	<ul style="list-style-type: none"> • Occupations: ringmaster, clown, magician, etc.
5 p. 52	<ul style="list-style-type: none"> • Sports • Activities • Equipment 	<ul style="list-style-type: none"> • Sports: tennis, soccer, basketball, skating, etc.
6 p. 64	<ul style="list-style-type: none"> • Health • Actions 	<ul style="list-style-type: none"> • Problems: a headache, a stomachache, a sore throat, etc. • Words related to health: medicine, doctor, hospital, etc. • Actions: go to the doctor, have a fever, feel ill, etc.
7 p. 76	<ul style="list-style-type: none"> • Past events • Days of the week • Months of the year 	<ul style="list-style-type: none"> • Actions in the Past tense: played, invited, walked, etc.
8 p. 88	<ul style="list-style-type: none"> • Past events • Days of the week • Months of the year 	<ul style="list-style-type: none"> • Verbs in the past tense: was / were, went, made, bought, gave, ate, had, etc.
9 p. 116	<ul style="list-style-type: none"> • Past events • Free time activities 	<ul style="list-style-type: none"> • Places for free time activities: library, aquarium, swimming pool, etc.
10 p. 130	<ul style="list-style-type: none"> • The weather • Natural disasters 	<ul style="list-style-type: none"> • Words related to the weather: thunder and lightning, flood, storm, tornado, snow storm, heat wave, draught.



YOUR BOOK



Este es tu libro de inglés.
¡Diviértete aprendiendo con él!



▶ Benny Bounce te ayudará a aprender inglés.



▶ Junto a sus hermanos Bobby y Becky, te acompañará a aprender este nuevo idioma.

Los siguientes íconos te indicarán las actividades que realizarás:



Talk Time

Te invita a hablar practicando el inglés.



Read

Te indica que es tiempo de leer.



Listen

Te indica que es tiempo de escuchar.



Hands on

Te invita a hacer una actividad manual.



Talk about

Te invita a hablar de un póster al final de cada unidad.



Ideas box

Aquí encontrarás ideas para comunicarte en inglés.



Bounce Back

Este símbolo aparece cuando hay una actividad de repaso.

Unit

1

Welcome to Bounceville



You will...

- Identify places in the city.
- Listen to instructions.
- Read a map.
- Talk about where places are.

Getting ready

1 Look at the pictures on Page 4 and answer the questions.

- 1 What can you see in the picture?
- 2 What places can you mention?



2 Complete the words. Match the sentences and the pictures.

They live in the city.

They live in the country.



Do you remember?

1 Where is Spunky, the monkey? Complete the sentences.

• in • on • under



He's _____ the box.



He's _____ the box.



He's _____ the box.

2 Point and say the names of these places.



1 Listen and point. Say the words and the sentences.



BLM
1

toy store

They sell toys at the _____.




candy store

You can buy candies at the _____.




fire house

Where's the _____.




restaurant

I can eat at a _____.



hospital

A doctor works in a _____.



school

We go to _____ every day.




supermarket

We can buy food at the _____.



movie theater

Where's the _____.



2 Write the words in Exercise 1.

1  Listen and read.

Benny Bounce is in front of the tree.



Benny Bounce is in front of the tree.



Becky Bounce is behind the tree.



Bobby Bounce is next to the tree.

2 Match the phrases to the pictures. Say the sentences.

• in front of • behind • next to



1 Look at the map. Answer the questions.



- 1 Where's the toy store? It's next to the candy store.
- 2 Where's the ambulance? _____.
- 3 Where's the school? _____.
- 4 Where's the restaurant? _____.
- 5 Where's the candy store? _____.
- 6 Where's the yellow car? _____.

2 Look at the map in Exercise 1 and read the sentences. Circle True or False.

- 1 You can buy toys next to the candy store. True / False
- 2 You can watch movies next to the hospital. True / False
- 3 You can buy candies behind the school. True / False

3



Listen and read the text about Bounce Boulevard. Check (✓) the correct map.

Bounce Boulevard is in the center of Bounceville. The school is on Bounce Boulevard. There's a car in front of the school. The supermarket is next to the toy store.





4


Choose a map and label the empty stores. Write a description of the map like the one in Exercise 3.

5

Read your description to your friends. Ask them to check (✓) the correct map.

- 1 How many places in town can you mention in fifteen seconds?
- 2 Look at the map in Exercise 1 and read the sentences. Circle True or False.
- 3  Listen and check your ideas in Exercise 2.
- 4  Listen and complete the buildings in Bounceville.

Bounceville



- 5  Listen again. Number the sentences in the correct order.

- _____ The hospital is next to the school.
- _____ There is a candy store behind the school.
- _____ There is a restaurant in front of the supermarket.
- _____ The movie theater is next to the candy store.

6 Look at Page 6 and draw the two buildings that are missing in Bounceville.



7 Read the answers. Write the questions.

1 Where's the candy store? It's behind the school.

2 _____? It's next to the candy store.

3 _____? It's in front of the supermarket.

4 _____? It's next to the school.


8 Choose one picture. Ask your friends where the mouse is.




1 Listen and point. Say the words.



bakery




drugstore



hotel



bank



bookstore



beauty parlor

2 Circle the names of the places in the puzzle. Write them next to the pictures.



_____ bakery _____

a	h	c	o	b	f	g
d	b	a	k	e	r	y
r	b	m	h	a	m	n
u	o	e	g	u	d	p
g	o	h	o	t	e	l
s	k	q	k	y	r	h
t	s	j	u	p	t	j
o	t	n	l	a	y	e
r	o	i	p	r	p	y
e	r	h	v	l	k	x
l	e	g	q	o	w	o
b	a	n	k	r	n	w

- 1 Choose a name for your own town.
Draw your house and two buildings near it.



- 2 Ask your friends about their town.
- 3 Look at the picture of your town and complete the sentence:
My house is _____ the _____.

Talk time

What's the name
of your town?
Where's your house?

1 Sing the song.

Soldiers, soldiers

Soldiers, soldiers, stand in line.
 March, march, march! March in time.
 Who's in front of you? Shout the name!
 Now who's behind you? Shout again!


March to the bank, one, two, three.
 Then march to the bookstore and back to me.

Soldiers, soldiers, stand in line.
 March, march, march! March in time.
 Who's in front of you? Shout the name!
 Now who's behind you? Shout again!

March to the hotel, one, two, three.
 Then march to the bakery and back to me.

Soldiers, soldiers, stand in line.
 March, march, march! March in time.
 Who's in front of you? Shout the name!
 Now who's behind you? Shout again!

March to the drugstore, one, two, three.
 Then march to the beauty parlor and back to me.



2 Act out the song.

Talk about ... your town

1 Find and say the names of 10 places in town.



2 Write about your town.

1 Where's the bakery?

It's _____

2 Where's the restaurant?

It's _____

3 Talk about your town.

Unit Test1

Points

___ / 6

___ / 4

1 Match the words to the pictures.

- 1 supermarket
- 2 fire house
- 3 restaurant
- 4 toy store
- 5 candy store
- 6 school



2 Listen, read and draw.



Draw a man in front of the bank.



Draw a car next to the hotel.

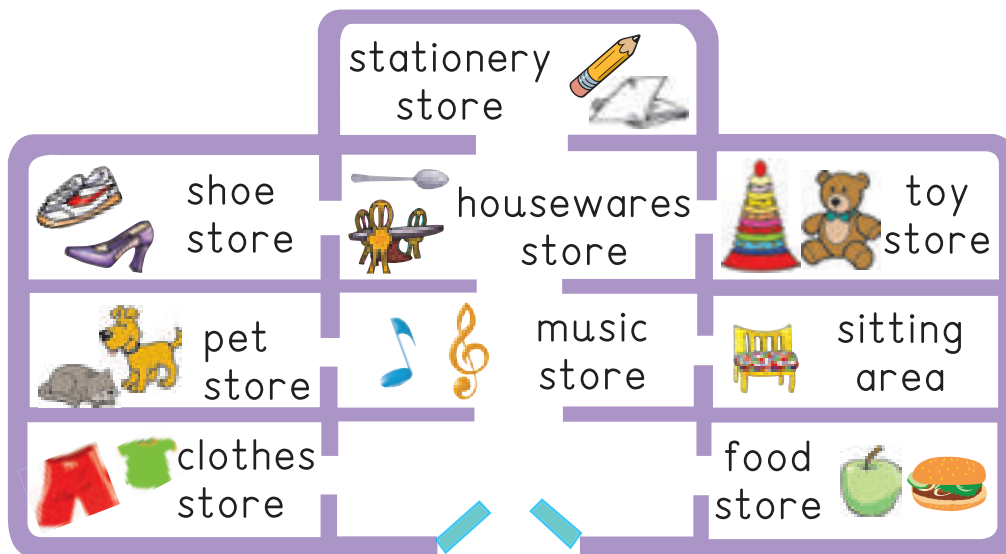


Draw a tree behind the bakery.



Draw a woman next to the bookstore.

3 Look at the map. Read the directions and write the name of the store.



- 1 It's in front of the clothes store.
It's the _____.
- 2 It's behind the housewares store.
It's the _____.
- 3 It's next to the pet store. It's in front of the housewares store.
It's the _____.
- 4 It's next to the toy store.
It's the _____.
- 5 It's next to the clothes store. It's in front of the music store.
It's the _____.

4 Listen and complete with the words in the box.

- bakery • bank • candy store • hotel
- supermarket • toy store

My favorite place in the town is the _____. It's next to the _____ and in front of the _____. There's also a _____ and a _____ behind it.

Unit **2** School days



You will...

- Identify school activities.
- Listen to a narration about school days.
- Read a story.
- Talk about school activities.

Getting ready

1 Look at the picture on Page 18. Answer the questions.

- 1 Where are the children?
- 2 What are they doing?
- 3 What time is it?
- 4 How do they go to school?

Do you remember?

1 Complete your own school schedule.

	Tuesday			Friday

2 Write about your schedule.


- 1 Math class is on _____ . _____ class is on
Wednesdays. English class is on _____ and _____ .

1 Listen and point. Say the sentences.




BLM
2

school bus




I take the _____
at 7 o'clock.

school uniform



I wear a
blue and red
_____.


stand on line



We

at recess.

checks the homework




My teacher
_____.

go to the computer room




Let's
_____.

do a project




We _____
every semester.

say hello



We _____
to our friends.

every day




I get up at
six o'clock
_____.

2 Write the phrases in Exercise 1.

1 Look at the pictures. Write sentences about Karen and Kevin.



They go to school every day.



1 Karen and Kevin go to Weston School every day.

They take the _____.

They wear their _____.

2 Karen and Kevin _____.

3 They _____ every day with the teacher.

4 Every Wednesday, they _____.

5 Every _____.

2 Tell your friends three things children do in fourth grade.

 **Talk time**

Every Monday
they go to the
computer room.

- 3**  Listen and read the e-mail again. Check your ideas in Exercise 2.

To ... pam@bouncemail.com

From ... cyberfriend@bouncemail.com

Hi, Pamela!

My new school is not very different from our Chilean school. I go to Hillside (1) _____. The children wear red and blue (2) _____.

I take the school (3) _____ every morning. We have (4) _____ at school at 1 o'clock. We stand on (5) _____ in the school cafeteria for our food.

I like (6) _____ a lot. I have physical education every Friday. I play (7) _____.

Write back soon!

Dan

- 4**  Listen and read the e-mail again. Complete it with the words from Exercise 1.

- 5** Write about your school following the model in Exercise 3.

To ... _____

From ... _____

Hi _____, I go to _____

See you soon, _____.

- 6** You can write an e-mail in English now. Revise and correct your mistakes. Write a final version of the e-mail and send it to a friend.

1 Complete the sentences about these students.

They don't wear school uniforms.



1 a school uniform X

They don't wear school uniforms _____

2 the school bus X

They _____

3 on line X

They _____

4 the computer room X

They _____



Write about your town.

1 Where's the school?

It's _____

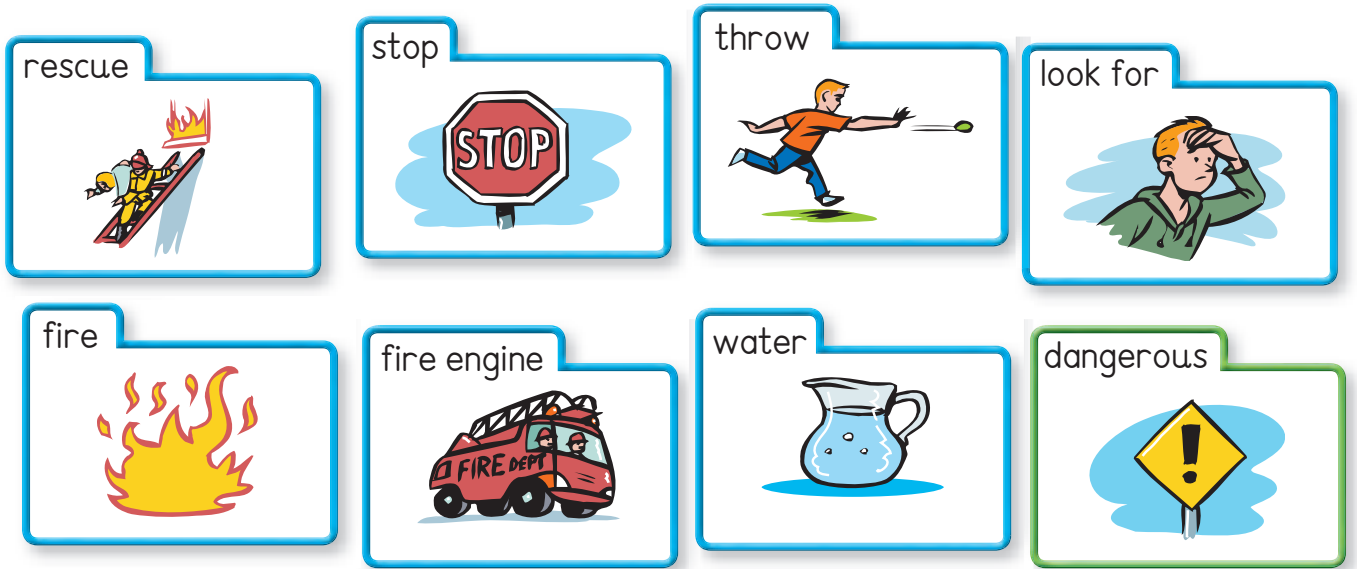
2 Where's the hospital?

3 Where's the supermarket?



1	2	3

1 Listen and point. Say the words.



2 Unscramble the words and write them in the sentences.

- 1 r f e i _____ Fire _____ is hot.
- 2 t o p s _____! Don't go in there.
- 3 r w o h t _____ the rope through the window.
- 4 e r c s e u Help! _____ me!
- 5 n d a e r g u s o Fire is _____.
- 6 t r w a e More _____, please.
- 7 e i e g n n Listen! A fire _____ is coming.
- 8 o o l k f r o Help me _____ Mr. Pitt's dog.

1 Make sentences about fire fighters. Write them in the correct shape.

- ~~wear uniforms~~ • drive school buses • rescue people
- go to school • throw water on fires

Fire fighters wear uniforms

X

2 Sing the song.

The fire fighter song

Dum dee dum dee dum! Here they come!
 Brave fire fighters! One by one!
 Get out of the way! It's a fire, they say,
 Brave fire fighters save the day!
 Splash, splash, splash! They put the fire out!
 That's what their work is all about!

1 Look at the pictures on Page 28. Answer the questions.

- 1 What is the story about?
- 2 Where are the children?
- 3 What happens?



2 Complete the words. Match the sentences and the pictures.

It's a fire!



Brave fire fighters save the day!



3 Look at the pictures again and guess the words that appear in the story.

- backpack • bus • children • driver • fire
- fire fighter • lunch box • park • school
- shorts • sneakers • students
- teacher • T-shirt

4 Number the sentences in the correct order.

- ___ We need to make a fire.
- ___ The fire is too near the red cabin.
- ___ The children and two teachers take the school bus to the park.
- ___ The children go swimming in the lake.

5 Listen to the story. Check your ideas in Exercises 1 to 4.



WIND AND FIRE



Every summer, the fourth-grade students at Jetson School go camping in Lakeside Park. The children and two _____ take the school bus to the park.



"Girls put their _____ in the red cabin! Boys put their backpacks in the blue cabin! First, we need to make a _____. Debbie, Paula, Jack and Brad, look for firewood!" says Mrs. Johnson.



The children go swimming in the lake. Debbie, Paula, Jack and Brad stay near the _____ cabin to make the fire. "It's _____. Don't make the fire near the cabins," says Mr. Wiseman.



It's very windy. The fire is too near the _____ cabin. Mrs. Johnson runs back from the lake. "Call 911 for a _____," says Mr. Wiseman. "Run, everyone!" says Mrs. Johnson.

6 Listen to the story again. Write the missing words.

7 Complete the sentences and describe what the fire fighters do.

The fire fighters _____ people. They _____ water on _____.

Talk about ... school activities

1 Complete the school schedule.



Time	Monday	Tuesday	Wednesday	Thursday	Friday
7.15	take the school bus	take the school bus	take the school bus		take the school bus
8.00		math		English	
11.00	recess	recess		recess	recess
12.00	lunch	lunch	lunch	lunch	lunch
2.00	math				physical education
3.00		do homework			

2 Talk about school activities.

Ideas box



I like English.
I don't like science.
When is art class?
It's on Tuesdays.

What are they doing?
They're standing in a line.
What do they do on Tuesday?
They have math class.

Unit Test 2


Points

___ / 5


1 Look at the pictures and write sentences.

1  They _____.

2  They _____.

3  They _____.

4  They _____.

5  They _____.

___ / 6

2 Match the parts of the sentences.

- | | |
|-----------------------|--------------------|
| 1 Fire fighters | very hot. |
| 2 Fire is | rescue people. |
| 3 Please look for | fire engines. |
| 4 Fire fighters throw | is very dangerous. |
| 5 Fire fighters drive | water on fires. |
| 6 Fire | firewood. |

- 3**  Look at the pictures. Read, listen and complete the paragraph about these students.



7:45



8:30



10 o'clock



11 o'clock



11:30



2 o'clock

Every day, the students at Rocktown School _____ at 7:45 and they take the bus at 8 o'clock.

They begin their English class at 8:30 and they _____ at 10 o'clock.

They _____ at 11 o'clock and then go to the computer room at _____.

At 1 o'clock they have lunch and they _____ at two o'clock.

- 4**  Listen and complete.

1 Phil and Tracy go to Central School _____.

2 They wear blue and grey _____.

3 On Mondays, they go to the _____.

4 They have physical education on _____.

5 They always _____ with the teacher.

6 They _____ every semester.

Total:

Unit 3 Where do you work?



You will...

- Identify where people work.
- Listen to an interview.
- Read about a dentist and an eye doctor.
- Talk about professions and where people work.


Getting ready

- 1 Look at the picture on Page 32. What can you see in it?
- 2 Match the people and their things.



Do you remember?

- 1 Point and say the words.



- 2 Read and circle the correct picture.



Ministerio de Educación.
ecc
Prohibida su comercialización.


They aren't chefs, they're doctors.

1 Listen and point. Say the words and the sentences.




BLM
3

instruments




I use special _____.

healthy




I have _____ teeth.

Sick




_____ children need medicine.

love



I _____ animals.

work




I _____ from Monday through Friday.

hospital



I work in a _____.

use




I _____ a pencil to draw pictures.

teach



I _____ English.

2 Write the words in Exercise 1.

1  Read the sentences.
Match them to the pictures.



I teach children to read.

- 1 I wash my hands fifty times a day.
- I make delicious sandwiches.
- I wear a white hat.
- I work in a restaurant.



- 2 I love children.
- I teach children to read and write.
- I read stories.
- I work in a school.



- 3 I wear a white uniform.
- I help sick people.
- I make them healthy.
- I work in a hospital.



2 Unscramble the words. Write them under the correct pictures in Exercise 1.

e c h t a r e

r c o t o d


f e h c

1 Look at the pictures. Answer the questions.

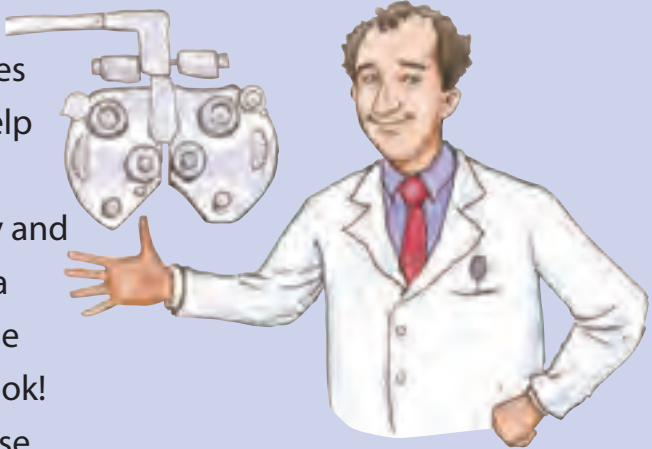
- 1 What do these people do?
- 2 Do they use special instruments?
- 3 Do they wear a uniform?

2   Listen and read about Dr. Crosby and Dr. Mackey. Check your ideas in Exercise 1.

I'm Dr. Crosby. I'm a dentist. I check your teeth every six months. Healthy teeth are very important because your teeth help you eat. I work from Monday through Saturday. When I work, I wear a white uniform and white shoes. Look at the special instruments I use at work!



I'm Dr. Mackey. I'm an eye doctor. I check your eyes every year. Your eyes are very important because they help you see and read. I work from Monday through Friday and I like my work. When I work, I wear a white uniform and white shoes. I use special instruments for my work. Look! Here are the special instruments I use.



3  Read the texts again. Match the doctors and the parts of the body.



4  Read the texts once more. Circle True or False.

- 1 Dr. Crosby and Dr. Mackey wear white uniforms. True / False
- 2 Dr. Crosby doesn't use special instruments. True / False
- 3 Dr. Mackey works on Saturday. True / False

5 Choose a profession and write about it in your notebook following the model in Exercise 2.



I'm a _____ . I wear / don't wear a _____ .

I use / don't use _____ . I work from _____

to _____ .

6 Ask your teacher to check your work and copy the final version on a piece of cardboard. Stick a photo or make a drawing illustrating the profession.

7 Prepare an oral presentation and display your poster on a visible place of your classroom.

1 Look at Becky Bounce's picture. Answer the questions.

- 1 What is Becky Bounce doing?
- 2 What are they talking about?

2 Complete the interview with the words in the box.

• work • do • teach • **your** • school
 • I • in • name • you • do

Becky Bounce: Hello. What are you?

Robot: I'm a personal robot.

Becky Bounce: What's your name?

Robot: My _____'s Can Man.

Becky Bounce: What do you do, Can Man?

Robot: I do everything. I _____ all day.

Becky Bounce: All day? What _____ you do in the morning?

Robot: I go to _____.

Becky Bounce: What do _____ do at school?

Robot: I _____ children science.

Becky Bounce: What do you do _____ the afternoon?

Robot: I make lunch and _____ play with the children.

Becky Bounce: What _____ you do in the evening?

Robot: I clean the house!



3  Listen to the interview and check your answers in Exercises 1 and 2.

4  Listen to the interview again. Check (✓) the correct picture to complete the sentences.

1 Mr. Can Man is a _____.



2 In the morning, he goes to _____.



3 In the afternoon, he _____.



4 In the evening, he _____.



5 Write about Can Man's day.

Can Man is a _____. He _____ all day. In the morning, he _____ at _____.

In the afternoon, he _____ and _____.

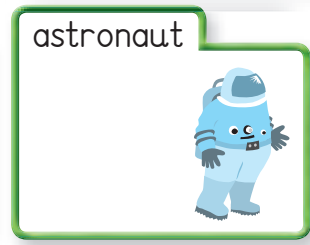


In the _____, he _____.

6 Interview your friends.






What do you do in
the morning /
afternoon / evening?




1  Listen and point. Say the words.






2  Listen to the song and write the missing words.

The night sky


The  _____ is flying near the  _____,
But he'll go back to  _____ very soon.

 He has his  _____ to look at the  _____,
And his books to read as he goes to Mars!

In  _____! In outer space!

The  _____ is flying near the moon.
But he'll go to his  _____ very soon.

He has his camera to photograph the stars,
And lots of lunar candy to eat on Mars!
In outer space! In outer space!
In outer space! In outer space!



3  Listen again and sing the song.

1 Complete the sentences about the teacher and the astronaut.



I don't use a telescope.

1 I don't use a telescope.

I use a telescope.

2 I use a pencil.

_____.

3 _____.

I walk on the moon.

4 I teach children.

_____.

5 _____.

I work with other astronauts.

6 I work in a school.

_____.

7 _____.

I talk to aliens.



to Unit 2

Think of two people in your family. Write two things they do and two things they don't do every morning.

1 _____

2 _____

3 _____

4 _____

1	2 - 3	3

1 Listen and read the story.

ALIENS ARE COMING!




Cosmos and Cometa live on Planet Nebocu. It's very small and purple. Cosmos has a telescope. He uses it every night to look at the stars and planets in outer space.



"Look at that planet, next to the moon," says Cosmos. "The small blue planet?" asks Cometa. "Astronauts live there," says Cosmos.



"Oh, it's blue and green!" says Cometa. "The green parts are trees and plants. The blue parts are oceans," says Cosmos.



"The planet is called Earth. I want to go there one day," says Cosmos. "Me, too," says Cometa.

2 Planet Nebocu is _____

Talk about ... the restaurant

1 Choose a profession. Draw yourself in the restaurant.



2 Talk about the restaurant.

Ideas box



What do you do? I'm a ...
I help sick people.
I don't teach children.
What is he / she wearing?

He's wearing a white hat.
Are they eating pizza?
Yes, they are.

Unit Test 3



Points



___ / 4

___ / 3

___ / 4

1 Read and complete the text.

I am a  _____. I work in a  _____.

I help  _____ people. I  _____ my work.

2 Unscramble the questions.

1 do you do morning in What the?

_____. I get up and I go to school.

2 in you What do the afternoon do?

_____. I visit my friends.

3 do evening in you do the What?

_____. I watch television.

3 Listen and read what the people say. Match the sentences to the people who say them.

I don't use books.
I use a telescope.



I don't use special
instruments.
I work in a school.



I don't use a
telescope.
I wear a
white hat.



I don't work
in a school.
I use special
instruments.



4 Read what the people say again. Circle True or False.



- | | |
|---|--------------|
| 1 The chef wears a black hat. | True / False |
| 2 The astronaut uses a telescope. | True / False |
| 3 The doctor doesn't use special instruments. | True / False |

5 Listen and complete Alex's interview

Alex: Hi, Dr. Clark. What do you do?

Dr. Clark: I'm a dentist. I take care of children's _____.

Alex: Do you work every day?

Dr. Clark: Yes, I work from _____ to Fridays.

Alex: Why are teeth so important?

Dr. Clark: Because they help us _____.

Alex: Do you like your work?

Dr. Clark: Oh, yes. I _____ it very much.

Total: ___ / 18

Unit 4 At the circus



You will...

- Identify and describe animals at the circus or zoo.
- Listen to a narration about a zookeeper's job.
- Read a zoo daily program.
- Talk about the circus.

Getting ready

1 Look at the picture on Page 46. Answer the questions.

- 1 What can you see in the picture?
- 2 What animals can you identify?
- 3 Point the animals and say what they are doing.

Do you remember?

1 Look at Becky Bounce's pictures. Complete the sentences.



She works at a _____.

She wears / doesn't wear

_____.



She works at a _____.

She wears / doesn't wear

_____.

2 Write what you do at these times.

1



in the morning

I _____.

2



in the afternoon

I _____.

3



at night


I _____.

1 Listen and point. Say the words and the sentences.




BLM
4

meat




Lions eat _____.

ringmaster




The _____ works at the circus.

magician



The _____ wears a black hat.

magic



He does _____ tricks.

sell




They _____ hamburgers.

Vendors




_____ sell food.

popcorn



I eat _____ at the movies.

make you



Clowns _____ laugh.

2 Write the words and the phrases in Exercise 1.

1 Match the questions to the pictures.


What do lions eat?
They eat meat.



- 1 What do lions eat?
- 2 What do ringmasters say?
- 3 What do clowns wear?
- 4 What do magicians do?
- 5 What do circus vendors sell?
- 6 What do clowns do?



“Ladies and gentlemen . . .”



2 Answer the questions in Exercise 1.

- 1 Lions eat meat
- 2 _____
- 3 _____
- 4 _____
- 5 _____
- 6 _____



1 Look at Bozo the Clown. Write the questions for the answers.



What does he have in his hand?

1 What does Bozo have in his hand _____?

He has a big yellow flower in his hand.

2 _____?

He eats hamburgers and French fries.

3 _____?

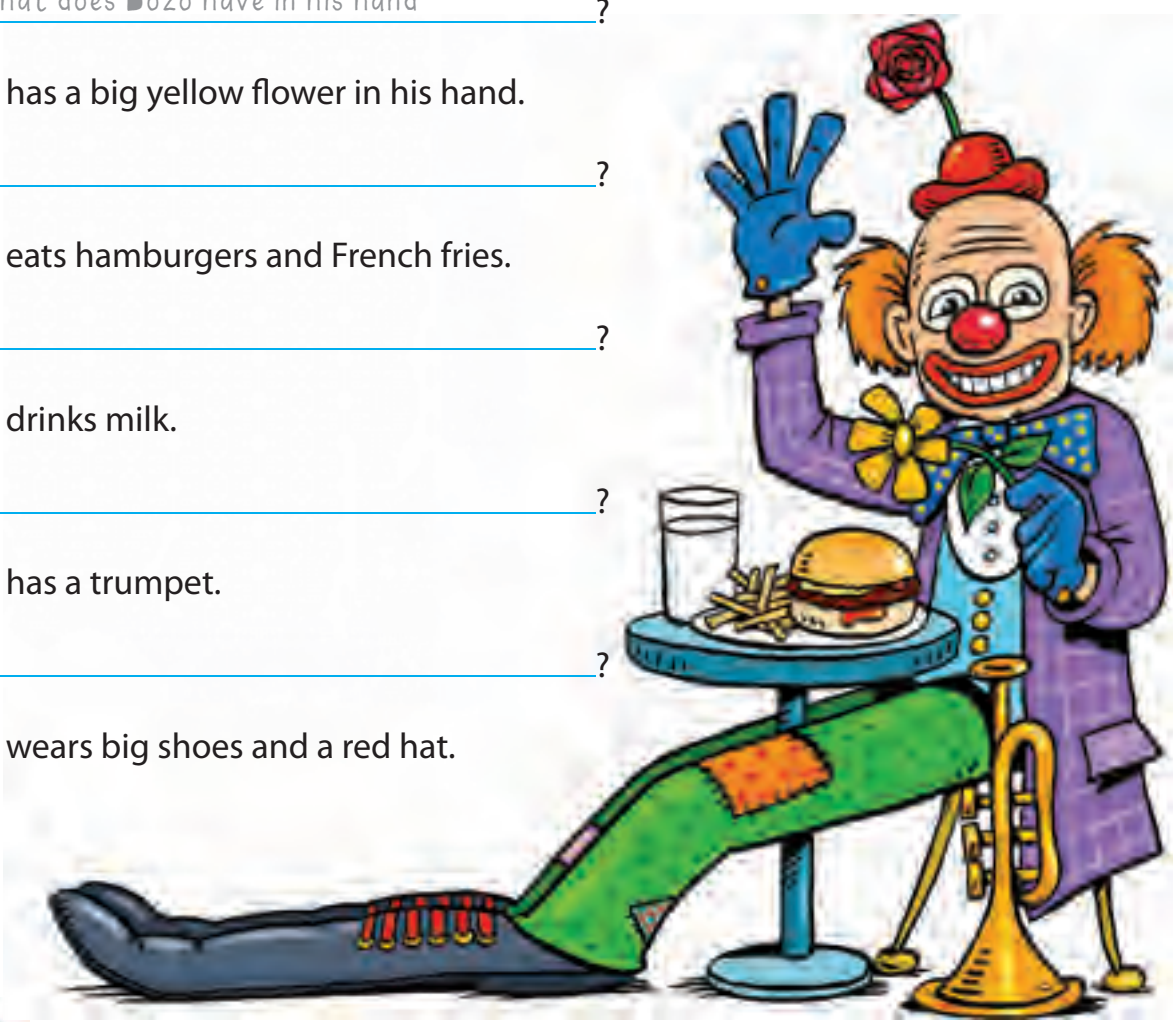
He drinks milk.

4 _____?

He has a trumpet.

5 _____?

He wears big shoes and a red hat.



to Unit 3

Read the sentences. Circle True or False.

I'm a teacher.

1 I write on the board. True / False

2 I put out fires. True / False

3 I teach children. True / False

4 I work in a hospital. True / False

1	2 - 3	4

1  Sing the song.



At the circus!

Ladies and gentlemen,
Girls and boys,
Welcome to the circus,
Listen to the noise!

Here at the circus the lions roar,
They roar and roar and they roar some more!
Here at the circus the elephants dance,
They dance and prance and they prance and dance!

Here at the circus the dogs do tricks,
They jump through hoops and they pick up sticks!
Here at the circus the children yell,
They love the clowns and they think they're swell!

Now the show is over,
But listen, everyone.
Come back soon,
And we'll have more fun!

2 Answer the questions.









- 1 What do the lions do? They roar
- 2 What do the elephants do? _____
- 3 What do the dogs do? _____
- 4 What do the children do? _____

3 Describe animals at the zoo or circus.
Have your friends guess.








They're yellow.
They eat meat.

1 Listen and point. Say the words.

<p>chimpanzee</p> 	<p>parrot</p> 	<p>orca whale</p> 	<p>eagle</p> 
<p>zookeeper</p> 	<p>bathe</p> 	<p>start</p> 	<p>finish</p> 

2 Listen again and write the names.

		
1 _____	3 _____	5 _____
		
2 _____	4 _____	

3 Complete the phrases with words from the box.

• bathe • start • finish

- I _____ school at 8 o'clock.
- Let's _____ the hippos.
- When I _____ my homework, I watch television.



1 Look at the text in Exercise 3. Answer the questions.



- 1 What is the narration about?
- 2 Who is this story about?




2 Look at the pictures in the text. Circle True or False.



- 1 Zeb works with animals. True / False
- 2 Zeb works at the zoo. True / False
- 3 Zeb takes the bus every morning. True / False



3  Listen and read. Check your ideas in Exercises 1 and 2.

This is Zeb. He's a  . He wakes up at  .


He has  for breakfast at  . He goes

to work on his  at  . The zoo opens at  . Zeb looks after

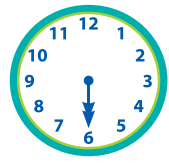
the  and  . He feeds them every morning. Zeb works at the

 all day. He goes home at  .

Zeb loves his work.



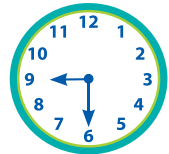
4 Listen again. Match the times and the activities.



Zeb goes to work.



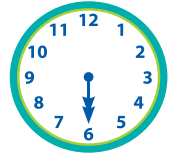
Zeb goes home.



The zoo opens.



Zeb wakes up.



Zeb has breakfast.

5 Look at the story on Page 53 again. Write a new story about Zoe, a girl zookeeper. Use the information in the box.



- wakes up: 6.30
- breakfast: 7.00, orange juice
- goes to work on the bus: 7.30
- chimpanzees
- goes home at 6.30

This is Zoe. She's _____

The zoo opens at 8:30. Zoe looks after the _____


_____ Zoe loves her work.

6 Ask your teacher to correct your story and write a final version of it in your notebook. Read it aloud to your classmates.

1 Circle the zoo animals.



2 Write the names of three more animals that you can find in a zoo.

3   Listen and read the zoo daily program. Which of the animals in Exercises 1 and 2 are mentioned?



9.00 : Chimpanzees' breakfast party
10.00 : Zookeepers show lions' cubs
11.30 : Elephant bath time
12.30 : Orca whale show
2.00 : Feed the lions
2.30 : Parrots' bicycle ride
4.00 : Eagles fly free
6.00 : Pandas' dinner

4  Read the program again. Answer the questions.

- 1 What time do the chimpanzees have breakfast? At nine o'clock
- 2 What time do the elephants take a bath? _____
- 3 What time do the zookeepers feed the lions? _____
- 4 What time do the orca whales start their show? _____
- 5 What time do the parrots ride their bicycles? _____
- 6 What time do the eagles fly free? _____
- 7 What time do zookeepers show lions' cubs? _____
- 8 What time do pandas have dinner? _____

5 In pairs, write a daily program for your ideal zoo.



9.00 : _____
10.00 : _____
11.30 : _____
12.30 : _____
2.00 : _____
2.30 : _____
4.00 : _____
6.00 : _____

6 Tell your friends about your ideal zoo.

Talk about ... the circus

1 Draw something in the magician's hat.



2 Talk about the circus.

Ideas box



What clothes do clowns wear?
What do clowns do?
They make you laugh.
What do lions eat?

Look at the magicians.
What are they doing?
They're throwing balls.

Unit Test 4



Points

___ / 5

1 Read the answers. Write the questions.

- vendors • clowns • lions
- ringmasters • magicians

1 _____ eat?

They eat meat.

2 _____ say?

They say *Ladies and Gentlemen*.

3 _____ do?

They do magic tricks.

4 _____ do?

They make you laugh.

5 _____ sell?

They sell food.

2 Write the words underneath the pictures.

___ / 4



1 _____.



3 _____.



2 _____.



4 _____.

3 Answer the questions about your school.

- 1 What time do you start school? _____.
- 2 What time do you finish school? _____.

___ / 2

4 Listen and read about Jimpsy the clown's daily routine. Circle True or False.

This is Jimpsy. She's a clown. She works and lives in a circus. Every morning, she wakes up at 8 o'clock and has breakfast at 8.30.

From 9 to 12, she works on new gags for the shows and then she has a break. She has lunch at 1 o'clock.

At 6 o'clock, she starts to transform her face into a clown's face. She needs twenty minutes to apply her makeup.

She begins her show at 6.30 and finishes at 7 o'clock.

She works from Tuesday through Sunday.



- 1 Jimpsy lives in a beautiful house. True / False
- 2 Jimpsy wakes up at 8.30 every morning. True / False
- 3 She makes her costumes in the morning. True / False
- 4 She needs an hour to transform her face. True / False
- 5 She works every day. True / False

___ / 5

5 Listen and complete with the times in the Wild Animals Park's daily program.



- _____ : greeting the park's animals.
- _____ : jungle parade.
- _____ : wildlife express train.
- 2.00 : the Lion King Festival.
- _____ : safari expedition.
- _____ : forest exploration.

___ / 5

Total: ___ / 21

Unit 5 Sporty people



You will...

- Identify sports.
- Listen to a piece of news.
- Read a questionnaire.
- Talk about sporty people.

Getting ready

1 Look at the picture on Page 60 and answer the questions.

- 1 What are the girls doing?
- 2 What are the boys doing?
- 3 What is the topic of the unit?

2 Point at the people and say the name of the sport.

Do you remember?

1 Write the missing days.

Sunday



Friday



Wednesday



2 Match the name of the sport and the equipment.

basketball

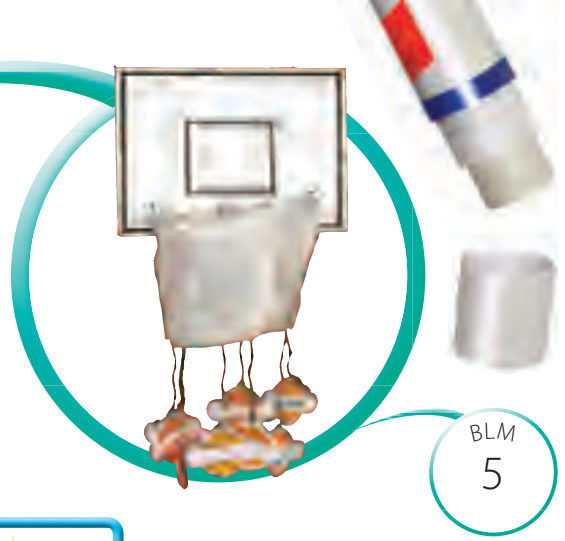
soccer

tennis


running



1 Listen and point. Say the words and the sentences.




competitions



My school has _____.

win




I like to _____.

medal




I have a gold _____.

train



I _____ every day.

volleyball




_____ is fun.

basketball




I like _____.

gymnastics



Do you like _____?

karate



_____ is a sport from Japan.

2 Write the words in Exercise 1.



Does she wear a red uniform? No, she doesn't.

1 Look at Becky Bounce's closet. Answer the questions.

- 1 Does she wear a red uniform? No, she doesn't
- 2 Does she have a basketball? _____
- 3 Does she play baseball? _____
- 4 Does she wear purple sneakers? _____
- 5 Does she play tennis? _____
- 6 Does she have a karate uniform? _____
- 7 Does she do gymnastics? _____
- 8 Does she have a swimsuit? _____



to Unit 4

Draw the times on the clocks. Say the times.



8.30



11.30

1	2

1 Look at Libby's picture in Exercise 4 and answer the questions.

- 1 What does she do? _____.
- 2 Is she a champion? _____.

2 Guess the words that are mentioned in the recording.

- ball
- basketball
- competition
- champion
- fruit
- gym
- gymnastic
- medal
- pasta
- salad
- sneakers
- sport
- swimsuit
- train
- uniform
- win

3 Listen to the recording and check your ideas in Exercises 1 and 2.

4 Listen again and circle the correct alternative.

LET'S KNOW MORE ABOUT LIBBY TAYLOR.

Fourteen / Fifteen-year-old Libby Taylor is the American Junior Gymnastics / Karate champion. She trains every day / week. In the morning / evening she runs for an hour and then goes to the park / gym. Libby eats special food. She eats a lot of pasta / pizza and green salad / cakes. She eats a lot of fresh meat / fruit too. Libby enters three / five major competitions every month / year. She has two / four gold medals and three / five silver medals.

In her free time, she plays basketball / volleyball and does karate / judo.



5 Answer the questions about Libby Taylor.

1 Does she train every day?

_____.

2 Does she run for two hours a day?

_____.

3 Does she go home after running?

_____.

4 What does she eat?

_____.

5 Does she enter competitions?

_____.

6 Does she have any medals?

_____.

7 What does she do in her free time?

_____.

6 Look at Pablo García's picture. Use the information you see and your own ideas to write about him.

_____ year-old Pablo García is the _____

_____ champion. He _____.

In the _____, _____, he _____

for _____ and then goes to the _____.

He eats _____ and _____.

Pablo enters _____ every _____.

He has _____.

In his free time, he _____.



7 Compare your paragraph with a friend.

1  Sing the song.

Silly Sporty Spratt

Sporty Spratt does
karate in a hat.

He does gymnastics in his boots.
He plays soccer in the street,
With slippers on his feet,
What do you think of that?

Sporty Spratt plays
baseball with his cat.

He plays volleyball in a tree.
He plays tennis on the train,
Because he doesn't like the rain,
What do you think of that?

2 Answer the questions.

1 Does Sporty Spratt play volleyball in a hat?

2 Does he do gymnastics in his shoes?

3 Does he play soccer in the street?

3 Write three questions about the second verse.

1 _____

2 _____







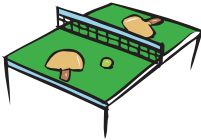

3 _____

4 Ask your friends your three questions. Answer their questions.



Does he play tennis
on the bus?
No, he doesn't.

1  Listen and point. Say the words.

<p>boxing</p> 	<p>diving</p> 	<p>swimming</p> 	<p>ice skating</p> 
<p>ice hockey</p> 	<p>American football</p> 	<p>ping-pong</p> 	<p>running</p> 

2 Write the words in Exercise 1 in the correct shape.

<p>Individual sports</p> <p>swimming</p> <hr/> <hr/> <hr/> <hr/> <hr/> <hr/>	<p>Team sports</p> <p>American football</p> <hr/> <hr/> <hr/> <hr/> <hr/> <hr/>
---	--

3 Write more sports in the shapes in Exercise 2.

1 Look at Becky Bounce's picture and the title of the questionnaire in Exercise 2. Answer the questions.

- 1 What is the questionnaire about? _____.
- 2 Does Becky Bounce like sports? _____.
- 3 What's Becky Bounce's favorite sport? _____.
- 4 Does she wear a uniform? _____.

2   Listen and read Becky Bounce's answers and check your ideas in Exercise 1.



SPORTS QUESTIONNAIRE

- | | |
|---|--|
| 1 Do you like sports? | <u>Yes, I do. I love sports.</u> |
| 2 Do you watch sports on television? | <u>No, I don't.</u> |
| 3 Do you play any sports at school? | <u>Yes I do. I play volleyball and basketball.</u> |
| 4 What's your favorite team sport? | <u>Volleyball.</u> |
| 5 What's your favorite individual sport? | <u>Karate.</u> |
| 6 Who is your favorite sports star? | <u>Kristel Kobrich and Bárbara Riveros.</u> |
| 7 Do you play any sports in your free time? | <u>Yes, I do. I do karate.</u> |
| 8 Do you enter competitions? | <u>No, I don't.</u> |
| 9 Do you wear a uniform for sports? | <u>Yes, I do. I wear a white uniform.</u> |
| 10 What's your favorite soccer team? | <u>My school's soccer team!</u> |

3  Read the questionnaire again. Circle True or False.

- 1 Becky Bounce watches sports on television every day. True / False
- 2 Becky Bounce plays volleyball in her free time. True / False
- 3 Becky Bounce doesn't like her school's soccer team. True / False

4 Ask a friend the questions. Write the answers.



SPORTS QUESTIONNAIRE

- 1 Do you like sports?
- 2 Do you watch sports on television?
- 3 Do you play any sports at school?
- 4 What's your favorite team sport?
- 5 What's your favorite individual sport?
- 6 Who is your favorite sports star?
- 7 Do you play any sports in your free time?
- 8 Do you enter competitions?
- 9 Do you wear a uniform for sports?
- 10 What's your favorite soccer team?

1 Look at the pictures. Answer the questions.



1 Does Dylan get up early every morning? _____.



3 Where does Dylan go every morning? _____.



2 Does he run alone or with his dog? _____.



4 What does he do at the swimming pool? _____.

2 Write about Dylan. Use the words in the box.

• has • goes • gets up • runs • likes

Every morning, Dylan (1) _____ at five thirty. He (2) _____ with his dog. After that, he (3) _____ to the swimming pool. Dylan (4) _____ diving at the pool. He (5) _____ a trainer because he is very good.

Talk about ... different people

1 Complete the schedules for Frances Fitness and Lazy Lou.



2 Talk about different people.

Ideas box



Does Frances play tennis on Mondays? Yes, she does.

What time does she do karate? At 2 o'clock on Wednesdays.

What day does she go swimming?







On Tuesdays and Thursdays. Frances likes sports.

Unit Test 5

Points

___ / 6

1 Write the words next to the correct pictures.


- 1  _____
- 2  _____
- 3  _____
- 4  _____
- 5  _____
- 6  _____

- karate
- volleyball
- basketball
- swimming
- ice skating
- running

___ / 4

2 Unscramble the questions about Libby Taylor.

- 1 day train Libby every Does?
_____? Yes, she does.
- 2 to time she What gym does go the?
_____? At seven o'clock.
- 3 does What eat she?
_____? She eats pasta and salad and a lot of fruit.
- 4 medals she Does have any?
_____? Yes, she does.

3  Listen and read about a day in the life of Jamie Henderson. Answer the questions.

___ / 5


Jamie Henderson is the National Junior tennis champion. He gets up very early every day, from Monday through Sunday. He has breakfast and then he goes to the club. He trains four hours every morning.

After training, he eats some special food that is high in calories. After lunch, he sleeps for an hour and then he goes to a special school for sporty children.

After school, he has some free time and he watches television or chats with friends. He goes to bed very early every day because he needs to sleep a lot.

He enters two competitions every month. He has three gold medals and two silver medals.

- 1 Does he get up early on weekends? _____.
- 2 What does he eat after training? _____.
- 3 What does he do after lunch? _____.
- 4 Does he enter competitions? _____.
- 5 Does he have any gold medals? _____.

4  Listen to this interview and complete Cynthia's answers.

___ / 5

- 1 Do you play any sports at school? Yes I do. I play volleyball.
_____.
- 2 What's your favorite team sport? _____.
- 3 What's your favorite individual sport? Yes, I play tennis.
- 4 Do you play any sports in your free time? Yes. I enter _____ or _____ competitions every year.
- 5 Do you enter competitions? Yes. I have two _____ medals.
- 6 Do you have any medal? _____.



Total: ___ / 20

Unit 6 Health problems



You will...

- Identify health problems.
- Listen to telephone conversations.
- Read an advertisement.
- Talk about animal health problems.

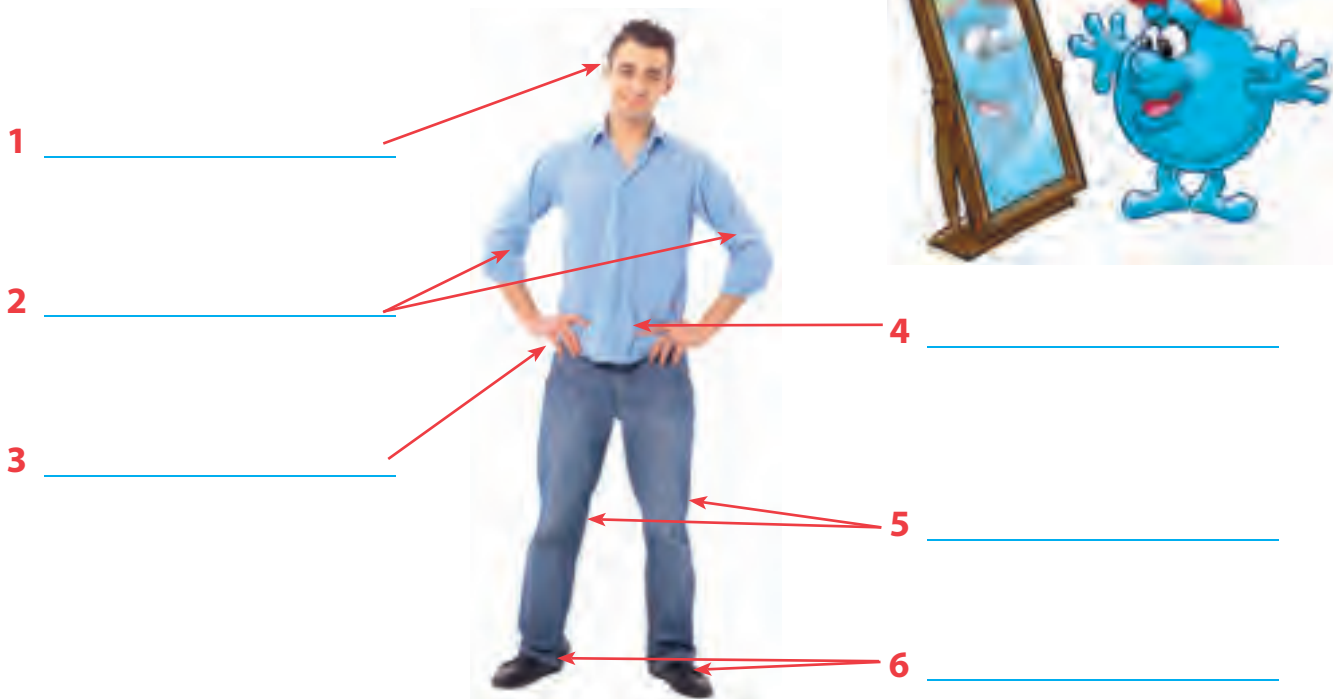
Getting ready

1 Look at the people on Page 74. Answer the questions.

- 1 What's the problem with these people?
- 2 What can they do?
- 3 What can't they do?

Do you remember?

1 Label the picture.



2 Circle the correct sentence.


- 1 Gorillas can fly. Gorillas can't fly.
- 2 Elephants can walk. Elephants can't walk.
- 3 Dolphins can climb trees. Dolphins can't climb trees.

1 Listen and point. Say the words and the sentences.




BLM
6

a cold




I have _____.

a sore throat




I have _____.

a headache




He has _____.

a toothache




She has _____.

a tummy ache




They have _____.

an earache




We have _____.

a fever



He has _____.

a cough



You have _____.

2 Write the words in Exercise 1.

1 Listen, read and match the sentences to the pictures.



He / She has a cold.

1 She has a sore throat.

2 He has a fever.

3 He has a tummy ache.

4 She has a headache.

5 He has a toothache.






2 Unscramble the sentences. Draw the pictures.

1 cough has He a

2 has earache She an

3 a He cold has



1 Look at the picture. Answer the questions.

- 1 What is Kathy doing?
- 2 Who is she calling?
- 3 Why is she calling?



Kathy

2 Complete the conversations.

Kathy: Hi, Todd. I'm Kathy. Can you come to the movies with me?
It's my birthday.



Todd

Todd: No, I can't. Sorry, Kathy. I have a _____.



Millie

Kathy: Can you come to the movies with me, Millie? It's my birthday.

Millie: No, I can't. Sorry, Kathy. _____.

Kathy: Hi, Ben. It's me, Kathy. Can you come to the movies with me?
It's my birthday.



Ben

Ben: No, I can't. Sorry, Kathy. _____.



Deb

Kathy: Can you come to the movies with me, Deb? It's my birthday.

Deb: No, I can't. Sorry, Kathy. I have a _____
and _____.

3  Listen to the conversations and check your answers in Exercises 1 and 2.

4  Listen again. Number the children in the order they talk.



Millie



Todd



Deb



Ben

5 Look at the picture and answer the questions.

- 1** Are Kathy's friend sick really?
- 2** Do they accept Kathy's invitation? Why?
- 3** Is Kathy happy now?



6 Choose one of the conversations in Exercise 2. Act it out with a friend.

1 Match the problem and the suggestion.



They shouldn't eat candies.

You should take an aspirin.



You should go to bed and rest.

You should see the doctor.



You should drink lots of liquids.

You should go to the dentist.

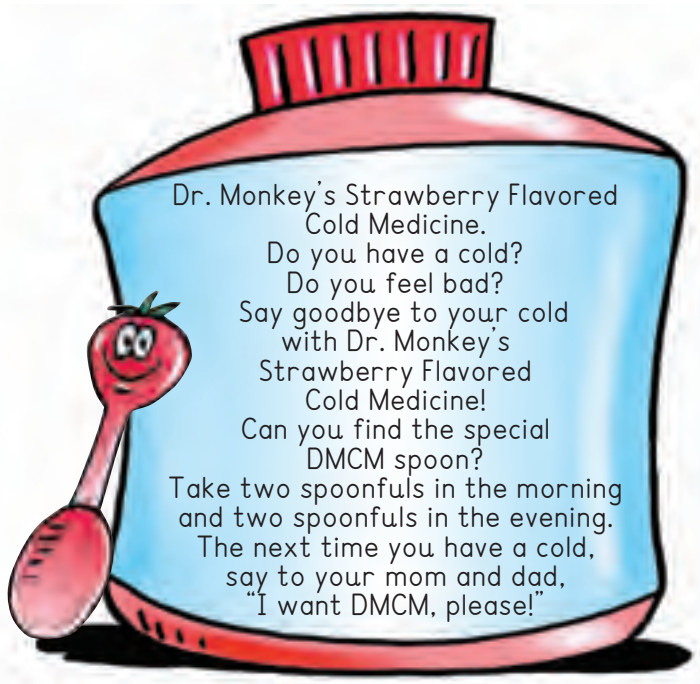


2 Look at the picture of Dr. Monkey's Medicine and answer the questions.

1 When should you take this medicine?

2 Do you like its flavor?

3 Listen, read and check your ideas in Exercise 2.



4  Read the text again. Complete the sentences.

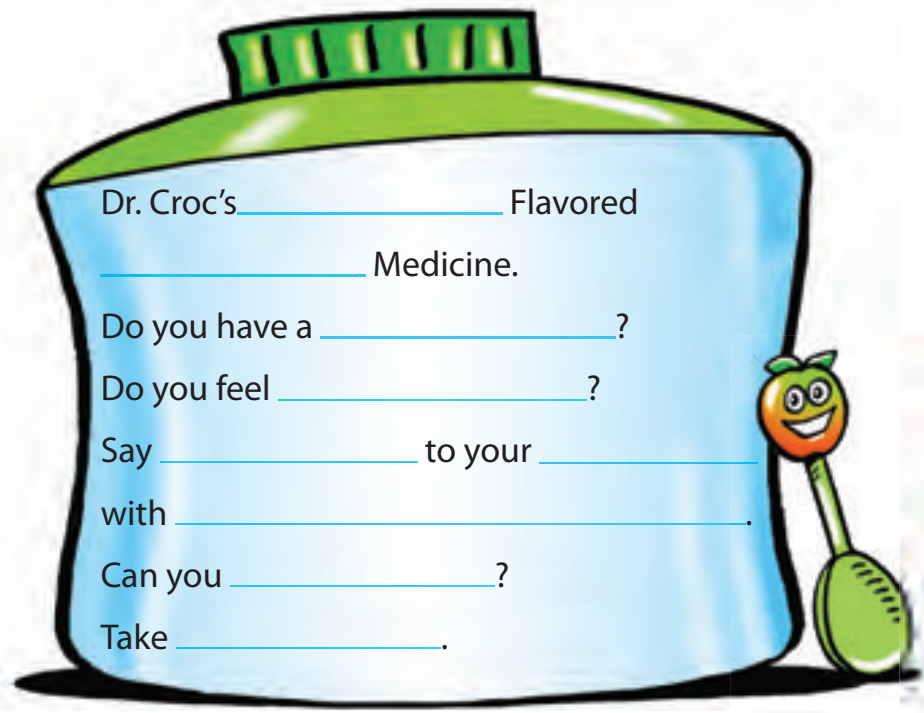
- 1 You should take Dr. Monkey's medicine when you _____.
- 2 You should take _____ spoonfuls in the _____ and _____ spoonfuls in the _____.
- 3 You should ask for this medicine to _____.

5 Look at the pictures in Exercise 6 and choose an alternative.

- 1 What flavor is this medicine?
strawberry / orange / apple
- 2 What is this medicine for?
headache / cough / tummy ache
- 3 How many spoonfuls should you have?
one / two / three
- 4 When should you have this medicine?
in the morning / in the afternoon / at night



6 Use your answers to write about Dr. Croc's Medicine. Follow the model in Exercise 3.



Dr. Croc's _____ Flavored
_____ Medicine.

Do you have a _____ ?

Do you feel _____ ?

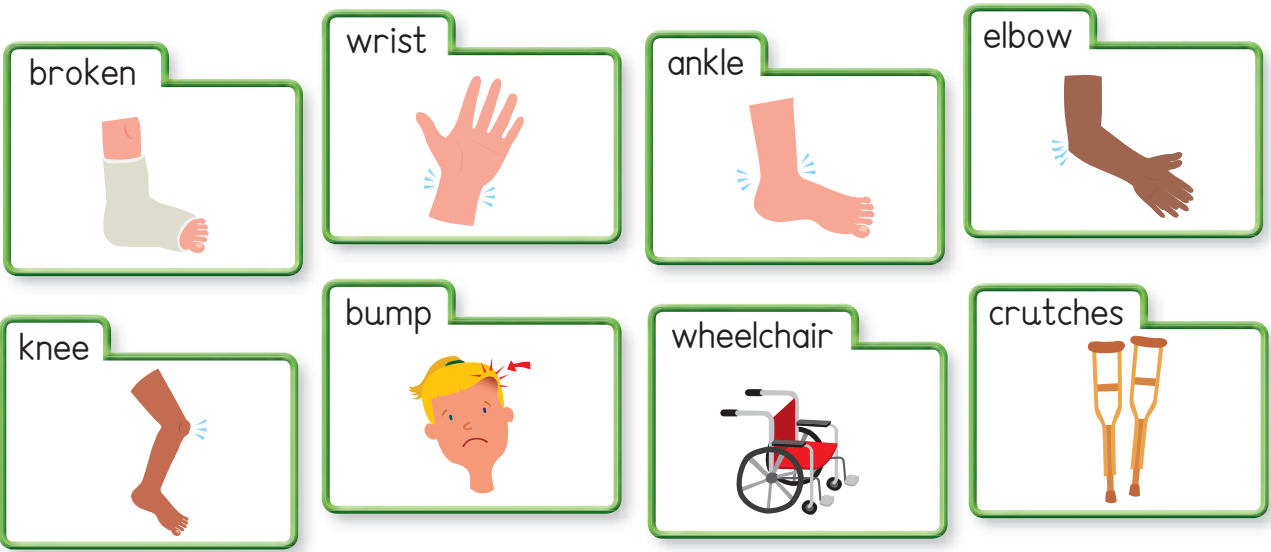
Say _____ to your _____
with _____.

Can you _____ ?

Take _____.


7 Read your advertisement to your friends.

1 Listen and point. Say the words.





2 Read the clues. Write the words and match them to the pictures.

- 1 You use them when your leg is broken. c rutches _____
- 2 It's next to your foot. a _____
- 3 It's next to your hand. w _____
- 4 It's part of your arm. e _____
- 5 You use it when you can't walk. w _____
- 6 It's part of your leg. k _____
- 7 A doctor can fix it. b _____ leg
- 8 It's sore and red. b _____



1 Look at the picture. Answer the questions.

Can he / she
go to school?
Yes, he / she can.
No, he / she can't.



1 Can he write?

_____?

2 Can she read a book?

_____?

3 Can he watch television?

_____?

4 Can she play soccer?

_____?

5 Can she hop?

_____?

6 Can he eat?

_____?

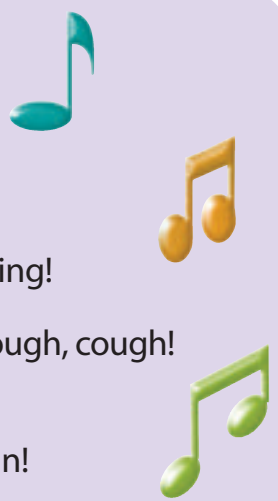
2 Write more questions for the pictures in Exercise 1.
Ask a friend.

 **Talk time**

Can he dance?

1  Sing the song.

Feeling sick



Lying in bed when you're sick,
Is not the way to get well quick.
So jump out of bed and sing along,
And you'll feel better,
You'll feel better before too long!
We have a cold, achoo, achoo!
Feeling sick is no fun.
We want to be playing in the sun!

So we're taking our medicines
one by one,
And we'll be better in the morning!
We have a sore throat, cough, cough, cough!
Feeling sick is no fun.
We want to be playing in the sun!
So we're taking our medicines one by one,
And we'll be better in the morning!






to Unit 5

Answer the questions.

- 1 Do you like sports? _____
- 2 What's your favorite team sport?

- 3 What's your favorite individual sport?

- 4 Do you play any sports in your free time?

1	2 - 3	4
		

Talk about ... animal problems

1 Draw another animal with a problem.



2 Write about the picture in Exercise 1.

Ideas box



Can he / she walk / climb / run?	He / she feels sick.
Yes, he / she can. No, he / she can't.	What's the problem?
How does he / she feel?	He / she should
	He / she shouldn't

Unit Test 6

Points

___ / 4

1 Write the problems that the animals have.

1  has a headache _____.

2  _____.

3  _____.

4  _____.

5  _____.

• toothache

• fever

• sore throat

• tummy ache

2 Complete Kathy's questions.

___ / 3

Kathy: _____ ?

Alison: No, I can't come to the movies tonight.
I have a headache.

Kathy: _____ ?

Alison: No, I can't go ice skating with you on
Saturday. Sorry! It's my dad's birthday.

Kathy: _____ ?

Alison: Yes, I can help you with the math
homework. Wait a minute. My math book's
in the bedroom.



3



Read and listen to a conversation between Jessica and the doctor. Complete it with the words and phrases in the box.

___ / 6

- fruit and vegetables • medicine • sodas
- stomach ache • water

Doctor: Hello, Jessica. How can I help you?

Jessica: I don't feel well doctor. I have a _____.

Doctor: Jessica, you have a stomach ache because you don't eat healthy food. You should eat more _____

You should drink _____ too. You shouldn't drink _____ because it isn't good for you.

You should take this _____ and come back again in a week, OK?

Jessica: All right, doctor. I will.

4



Listen and complete.

___ / 5

Do you feel bad? _____ troubles? Say goodbye to your _____ with Natural Herb Flavored _____!

Take a spoonful _____ times a day and feel the difference!

The next time you have a stomach ache, say to your _____ "I want Natural Herb Flavored Medicine now".

Total: ___ / 18

Unit 7 A fantastic party



You will...

- Listen to a song about a party.
- Read about a British celebration.
- Write about a special day last year.
- Talk about a parade.

Getting ready

1 Look at the picture on Page 88. Answer the questions.


- 1 What can you see in the picture?
- 2 Are the children having fun?
- 3 What do you usually do at parties?



Do you remember?

1 Match the pictures and the sentences.

- 1 They are practicing for the party.
- 2 They are designing the posters.
- 3 They are writing the invitations.



2 Write the date of the celebration.



Christmas _____



Halloween _____



Independence Day _____




birthday _____

1 Listen and point. Say the words and the sentences




BLM
7

play - played




We _____
games at the party.

walk - walked



Everyone _____
to school.

call - called




She _____
her friends.

invite - invited




They _____
their friends to the party.

laugh - laughed




I _____ at
the clown.

talk - talked




They _____
in class.

dance - danced



I _____ all
night.

listen - listened



He _____ to
the music.

2 Complete the sentences in Exercise 1.

1 Match the sentences to the pictures.

She invited her friends to a party.



1 Michelle called her friends.



2 Michelle invited her friends to a party.



3 Michelle's friends walked to her house.



4 Tony and Steffi talked at the party.



2 Write the verbs in the past.



1 (play) They played. 2 (listen) They _____.



3 (dance) He _____. 4 (laugh) She _____.

1 Match the words and phrases from the box to make sentences.



I walked to the store.



I		to the store.
You	walked	with a pretty girl.
He	played	to music.
She	danced	baseball.
We	listened	to my teacher.
You	talked	basketball.
They		at the party.

2 Write five sentences from Exercise 1.

1 _____

2 _____

3 _____

4 _____

5 _____

3 Compare your sentences with a friend.



I talked to my teacher.
I listened to my teacher.

1 Read the verses in the song. Number them in the correct order.

2  Listen and check.

My fantastic party!


My friends arrived at 6 o'clock.
The music started, never stopped.
We danced and danced and danced some more,
Until we nearly dropped!


The party ended at 9 o'clock.
I walked them to the door.
I enjoyed my party very much,
And now I'm going to have some more!

Then we played some party games,
And jumped and danced around.
We laughed and laughed and laughed some more,
At Dad dressed up as a clown!

I invited some friends to my party.
I called and asked them to come.
We talked about the party games,
It sounded like a lot of fun!



- 3  Listen again. Underline the words that rhyme in each verse.
- 4 Make a drawing of your favorite part of the song.



- 5 Sing the song aloud.

1 Look at the picture and answer.



- 1 Where are these people?
- 2 What do they have in common?
- 3 Why?

2 Read the title of the text on page 96 and guess what the celebration is about. Look at the picture and check (✓) the ideas that are true.

- 1 All the people wear clown costumes.
- 2 All the people have a cold.
- 3 All the people go to the circus.
- 4 All the people wear red noses.

3   Listen and read the text quickly. Check your ideas in Exercise 2.

Red Nose Day!

In Great Britain, people celebrate Red Nose Day every two years. Last year, they celebrated Red Nose Day in a really big way.

The police officers in one town all dressed up as dogs with red noses. They looked very funny. Visitors to the town laughed a lot. Store workers used red noses, too. People on television also used red noses. Famous actors, singers and musicians presented comic shows. They all looked great in their red noses.

At one school, the children wore red noses and followed silly rules for Red Nose Day. They painted a red nose on the school door and they watched the teachers play soccer in funny costumes.

But why do they celebrate Red Nose Day? The whole country collects money for important charities. Last year one school collected money to build a school for poor children in Africa. People have lots of fun and help others at the same time.

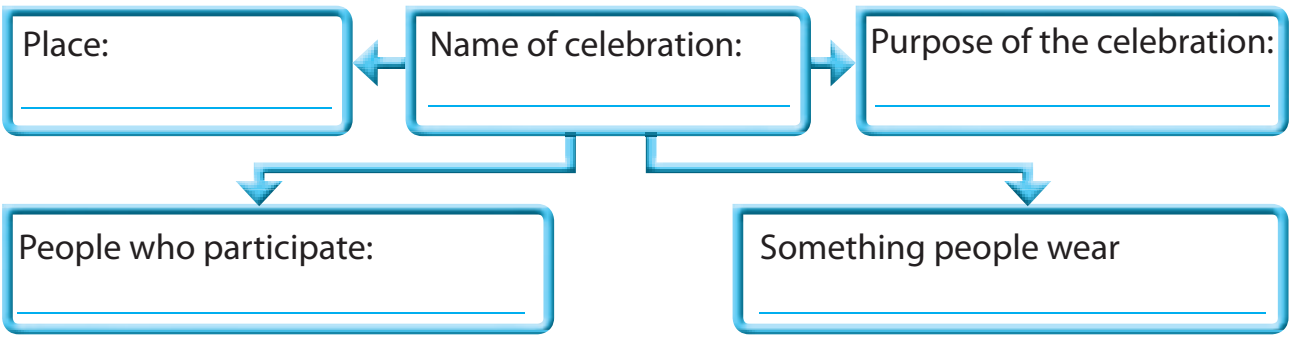
4 Read the text again. Answer the questions.

1 Where do people celebrate this day? _____.

2 Who wear red noses on this day? _____.

3 What is the purpose of this celebration? _____.

5 Complete this diagram with information from the text.



- 1 Write some notes in the Writing Help box.

Writing Help

A special day in Chile: _____ Last year I celebrated in: _____
Date: _____ with _____
Why people celebrate this day: _____ Things I did: _____

Things people do: _____

- 2 Use your notes in Exercise 1. Write about the celebration of a special day in Chile.

In Chile, people celebrate _____
_____. Why do people celebrate this special day?

People in Chile _____

Last year _____ in _____

I _____

_____ I had a lot of fun!


- 3 Draw a picture of the special day you celebrated last year.



- 4 Ask your teacher to correct your text and write a final version of it in a piece of cardboard. Stick some photos or drawings and display your work in a visible place of your classroom.

1 Match the pictures to the words.


- 1 dance
- 2 invite
- 3 play
- 4 paint
- 5 dress up
- 6 walk
- 7 collect



2 Complete the sentences. Use the verbs in Exercise 1 in the Past tense.

The children in Action Club organized a fair.

- 1 They dressed up as zoo animals.
- 2 They _____ all their friends.
- 3 A band _____ their guitars.
- 4 They _____ to the music.
- 5 One boy _____ five kilometers.
- 6 A girl _____ money for charity.
- 7 Another girl _____ pictures.



to Unit 6

Complete the suggestions.

- 1 Millie has a cold. She _____.
- 2 Todd has a headache. He _____.
- 3 Ben has a toothache. He _____.

1	2	3



Talk about ... the parade

1 Find and circle six costumes. Say what the people are dressed up as.



2 Talk about the parade last year.

Ideas box



They listened to music.

He dressed up as a toothbrush.

The ladies collected money for charity.

What was his costume?

He had a chef costume.

The blue float was bigger than the green float.





The musicians were next to the singers.

Unit Test 7

Points

___ / 8

1 Unscramble the verbs. Write the Past tenses.

1	 ypal	p _____	_____
2	 inselt	l _____	_____
3	 kalw	w _____	_____
4	 lcal	c _____	_____

2 Write the sentences in the Past tense.

___ / 4

1 I listen to my CDs every day.

I _____ yesterday.

2 Joshua plays in the park every weekend.

Joshua _____ last weekend.

3 Mrs. Brown walks to work every morning.


Mrs. Brown _____ last Monday.


4 Mandy calls her grandparents every Saturday.

Mandy _____ last Saturday.

3 Circle the correct words.

___ / 2

1  Last October Steve called / talked Josie.

2  He played / invited her to his Halloween party.

4  Listen and read about this famous celebration. Complete the file.

Pancake Day


In England, the Tuesday before Lent is Pancake Day. On that day it is traditional to eat pancakes, throw pancakes and participate in pancake races.

In pancake races, the competitor who gets to the finishing line with a pancake in a frying pan is the winner. But that's not all, the pancake must be intact!

The most famous pancake race in England is the Olney Pancake Race. It usually starts at 11.55 a.m in the market square.

The competitors are Olney housewives. They wear an apron and a hat or scarf to run the race. Every woman has a frying pan with a hot, cooking pancake. They throw their pancakes in the air three times during the race. In the end, the first woman who arrives at the church and serve her pancake to the bell ringer is the winner.

Name of celebration	
Place	
Day of celebration	
Traditional events	
Time and place that traditional race starts	

5  Listen to this conversation. Match the names and the celebration.

- Brenda
- Mike
- Vera
- Scott

- Christmas
- Easter
- Halloween
- Thanksgiving



Unit 8 From the past



Ministerio de Educación.
ecc
Prohibida su comercialización.

You will...

- Express events that happened in the past.
- Listen to a story.
- Read a biography about a famous person from the past.
- Talk about a time line.

Getting ready

1 Look at the picture on Page 102. Answer the questions.

- 1 What can you see in the pictures?
- 2 What are the main events in the girl's life?

Do you remember?

1 Match the pictures and the phrases.



eat a sandwich

ride a bicycle

make a snack

go to school

watch television

wear a uniform



2 Write these verbs in the past tense.


1 celebrate _____ 5 present _____

2 look _____ 6 walk _____

3 paint _____ 7 use _____

4 play _____ 8 visit _____

1 Listen and point. Say the words and the sentences.




be - was - were




He _____ in the park on Saturday.

go - went




We _____ to school yesterday.

make - made




I _____ a cake for her birthday.

wear - wore




He _____ his new coat last night.

give - gave



I _____ my brother a gift.

have - had



She _____ a beautiful face.

buy - bought



They _____ a new house last year.

eat - ate



You _____ my sandwich!

2 Write the sentences in Exercise 1.

1 Rewrite the sentences in the Past tense.



They went fishing last Sunday.

1 They go fishing every Sunday.

They went fishing last Sunday _____.

2 We have math class every Tuesday.

_____.

3 He wears a school uniform every week.

_____.

4 She makes cookies every Saturday.

_____.

5 I give the teacher an apple every Friday.

_____.

6 We eat breakfast at seven o'clock.

_____.

7 I buy candy after school.

_____.

8 I am happy.

_____.



to Unit 7

Write these sentences in the past tense.

1 She plays the guitar.

_____.

2 They walk to school.

_____.

3 I visit my grandma.

_____.

1	2	3

1 Look at the pictures and unscramble the sentences.



1 went I kindergarten to
When I was four, I went to kindergarten.

2 had Mom a baby new
When I was five, _____.

3 gave bicycle my for birthday Grandma me a
When I was eight, _____.

4 party new I dress Annie's a wore to
When I was nine, _____.

2 Make your own picture train.



3 Tell your friends about your picture train.

 **Talk time**

When I was seven,
I went to the beach.

1  Sing the song.

Funny food

Last month, I went to the candy store,
I bought some bubble gum there.
I made a bubble as I walked home,
It exploded in my hair!



Last week, I went to the movies,
I got popcorn in a box.
I laughed so much the popcorn jumped
From the box into my socks!



Funny food!

Yesterday, I went to the market,
I ate banana cake.
It tasted good but made me sick,
It gave me a tummy ache!



Today I'm staying in my house,
I'm safer in my room.
But I am getting hungry now,
So I'm going to come out soon!



Funny food!

2 Write sentences about the song.

- 1 _____
- 2 _____
- 3 _____

1 Look at the picture in Exercise 3. Answer the questions.

- 1 Who is the man?
- 2 Why is he famous?

2 Look at the text once again and answer:

- 1 What type of article is it?
- 2 What is it about?

3  Read and listen to the text quickly and check your answers in Exercises 1 and 2.

Name: Walt Disney

Nationality: American


Important events in his life:

- He was born on December 5, 1901.
- In 1921, he started a company to make animated movies.
- In 1923, he went to Hollywood to make cartoons about a girl named Alice.
- In 1932, he made the first color cartoon.
- It was the first cartoon ever to win an Oscar.
- In 1937, he made his first long movie – *'Snow White and the Seven Dwarfs'*. Walt Disney won an Oscar for it.
- In 1950, he started producing movies with real people.
- In 1955, he opened the Disneyland theme park.
- He died on December 15, 1966.



4  Read the text again. Number the events in the order they happened.

- _____ Walt Disney went to Hollywood.
- _____ Walt Disney won an Oscar.
- _____ Walt Disney started a company.
- _____ Walt Disney made the first color cartoon.
- _____ Walt Disney opened a theme park.

5  Read the text once more. Answer the questions.

1 Who was the main character of Walt Disney's first cartoons?

2 What was the name of his first long movie?

3 What was the name of the theme park?

6 Read the dates. Say them.

1 April 19, 1965

3 June 6, 2000

2 November 28, 2003

4 February 11, 2014

7  Listen and check.

8 Write the date you were born. Tell the class.

I was born on _____

- 1 Think of a famous person from the past. Answer the questions in the Writing Help box.

Writing Help

- 1 What was his / her name?
- 2 Where was he / she from?
- 3 When was he / she born?
- 4 Write 2 important events in his / her life.
- 5 Write when he / she died.

- 2 Write about a famous person from the past. Use your notes in Exercise 1.

AN IMPORTANT PERSON.

His / her name _____

He / She _____ from _____

He / She _____ on _____

He /she _____ and _____

He / she _____ in _____

- 3 Draw your famous person.



- 4 Use the information in Exercise 2 to write the time line of your famous person. Display it on a visible place of the classroom.

1 Look at the pictures in Exercise 4 and guess what the story is about. Circle an alternative.

- 1 It is about a boy who liked to watch television.
- 2 It is about a boy who liked to draw in class.
- 3 It is about a boy who became very famous.

2 Guess the words that appear in the story.

parrot

famous

pictures

day

eighteen

week

studying

school

program

right

teachers

television

prize

Children

laughing

3 Number the sentences in the correct order.

_____ Craig Norman sent his pictures to a competition.

_____ Craig Norman met his teacher.

_____ Craig Norman drew pictures of a parrot in class.

4 Read and listen to the story. Check your ideas in Exercise 1.

NEVER SAY NEVER!



Craig Norman never listened to his teachers. He drew pictures of a parrot called Crackjaw all over his things. "Stop drawing and start studying!" shouted Mr. Hill, the teacher. "You're never going to be famous!"



One day, Craig saw a national cartoon competition on the television. He sent some pictures of Crackjaw and he won first prize!



When Craig was eighteen, he left school. Soon he started to work on a children's program on television. He drew pictures of Crackjaw. He became very famous.

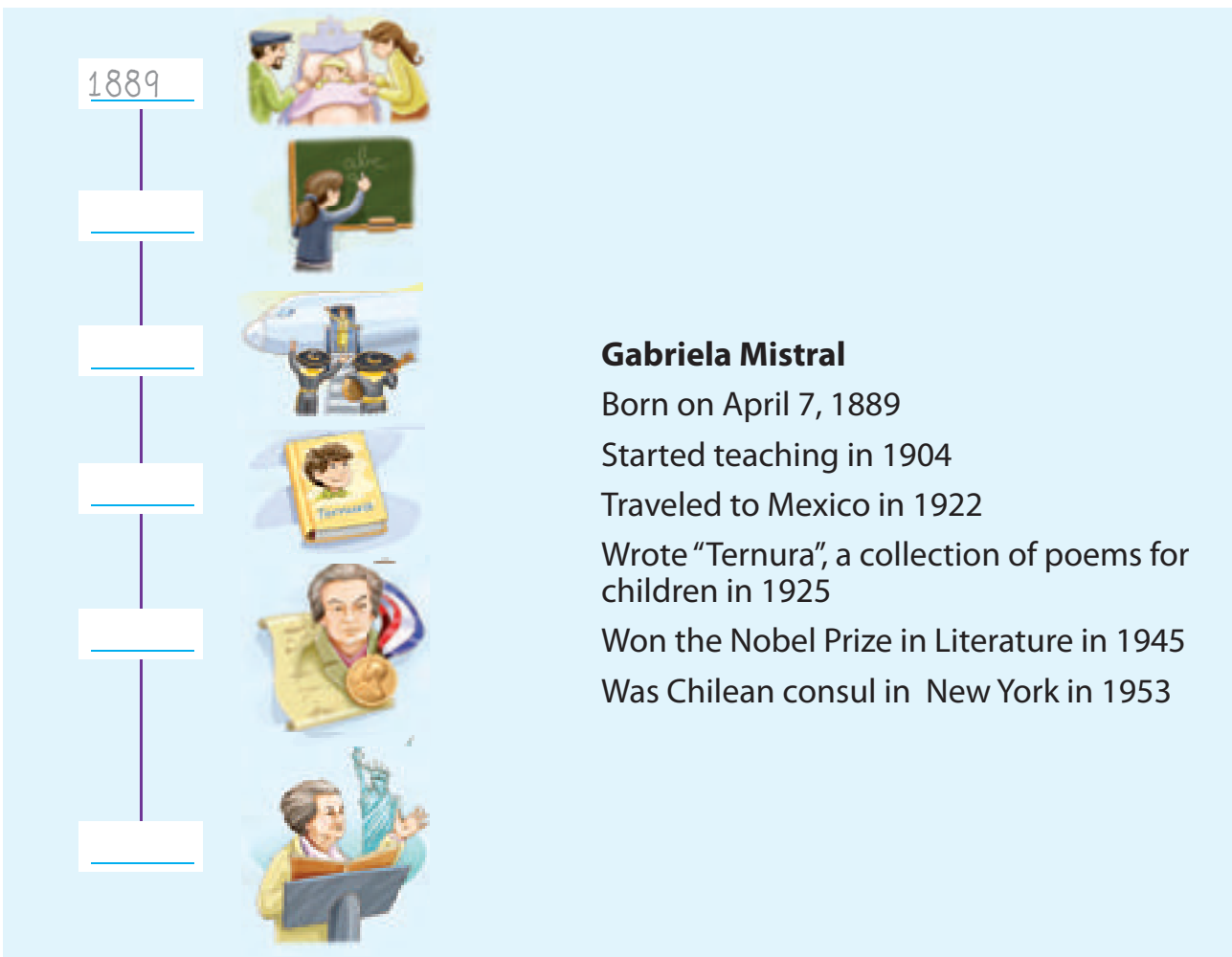


One day Craig met Mr. Hill, his teacher. "Craig Norman," he said. "You and Crackjaw are very famous now. You were right, after all," said Mr. Hill.

5 Write a list of the main events in Craig Norman's life.

Talk about ... a time line

1 Read Gabriela Mistral's time line. Write the dates.



Timeline of Gabriela Mistral's life:

- 1889: Born on April 7, 1889
- 1904: Started teaching in 1904
- 1922: Traveled to Mexico in 1922
- 1925: Wrote "Ternura", a collection of poems for children in 1925
- 1945: Won the Nobel Prize in Literature in 1945
- 1953: Was Chilean consul in New York in 1953

Gabriela Mistral
Born on April 7, 1889
Started teaching in 1904
Traveled to Mexico in 1922
Wrote "Ternura", a collection of poems for children in 1925
Won the Nobel Prize in Literature in 1945
Was Chilean consul in New York in 1953

2 Talk about the time line.

Ideas box



She was born in 1889.

She was a teacher.

She wrote children's poems.

She won the Nobel Prize in 1925.

She was Chilean consul in New York

She was a poet.

Unit Test 8

Points

___ / 3

1 Write the missing letters to complete the Past tense.

1 Make



m ___ d e

2 Buy



b o ___ g ___ t

3 Eat



a ___ e

2 Write the verbs in the Past tense.

___ / 3

1 John and Betsy _____ (go) to the Hill Top School for the first time yesterday.

2 They _____ (wear) their new school uniforms.


3 They _____ (have) a great time!

3 Complete the text with the words below.

___ / 4

- died
- was
- born
- wrote

Robert Spangle was _____ in 1952. He _____
an American writer. He _____ more than fifty children's
books. He _____ in 2003.

4  Listen and read the text about Abraham Lincoln's ghost. Color the correct answers.

___ / 5


On April 14, 1865, John Wilkes Booth killed President Lincoln.

His ghost didn't abandon the White House. For many years, people heard footsteps on the second floor.

One day, the ghost visited a secretary. She opened the door of her bedroom and the ghost appeared in front of her. She screamed and the ghost disappeared.



1	Did President Lincoln live at the White House?	Yes, he did.	No, he didn't.
2	Did he die in 1863?	Yes, he did.	No, he didn't.
3	Did he die in the fourth month?	Yes, he did.	No, he didn't.
4	Did President Lincoln's ghost abandon the White House?	Yes, he did.	No, he didn't.
5	Did the secretary scream?	Yes, he did.	No, he didn't.

5  Listen to Phil talking about his life. Number the events in the order they happened.

___ / 5

- ___ Phil won a competition.
- ___ Phil's mom had a baby.
- ___ Phil's grandparents gave him a bicycle.
- ___ Phil started school.
- ___ Phil went to the beach.

Total: ___ / 20

Unit 9 I didn't do it!



You will...

- Talk about events that didn't happen.
- Read a diary entry.
- Listen to a story.
- Talk about an unsolved mystery.



Getting ready

1 Look at the picture on Page 116. Answer the questions.

- 1 What are the children doing in the pictures?
- 2 When did the children do these activities?

2 What did you do last weekend? Check (✓) or cross (X).



Do you remember?


1 Write about your last week. Complete the timetable.

Monday		Wednesday	Thursday		Saturday	

1 Listen and point. Say the words and the sentences.




library




I go to the _____
to study.

aquarium




They love the fish at the _____.

picnic




We have a _____
on Saturdays.

swimming pool




They are in the _____.

downtown




Let's go shopping
_____.

fairground




Let's go to the _____.

fitness center



I go to the _____.

skating rink




The _____ is a
lot of fun.

2 Write the sentences in Exercise 1.

1 Correct the statements about Bobby Bounce.



He wasn't at the aquarium.
He was at a picnic.



1 On Sunday, Bobby Bounce was at the aquarium.

He wasn't at the aquarium. He was at a picnic

2 On Monday, he was at the fitness center.

3 On Tuesday, he was at the swimming pool.

4 On Wednesday, he was at a picnic.

5 On Thursday, he was downtown.

6 On Friday, he was at the library.

7 On Saturday, he was at the fairground.

1 Match the parts of the sentences.



It rained so they didn't play soccer.

- 1 It rained,
- 2 She had a cold,
- 3 The library closed early,
- 4 They weren't hungry,
- 5 Joe wanted to see fish,
- 6 It was hot,
- 7 She didn't have any eggs,
- 8 I was tired,
- a so they didn't eat lunch.
- b so she didn't get a book.
- c so they didn't wear their sweaters.
- d so she didn't make a cake.
- e so I didn't go to the fitness center.
- f so she didn't go swimming.
- g so they didn't play soccer.
- h so he went to the aquarium.

2 Listen and check.

3 Write three sentences about things you didn't do last week.

1 _____

2 _____

3 _____

4 Read your sentences to your friends.



I was tired so I didn't watch television.

1  Sing the song.

I didn't do it!

My mom always said to me,
Do your homework, read a book,
My mom always said to me,
Watch the television, help me cook!
I didn't do what she said.
I had fun with my friends instead!


I didn't do my homework,
I didn't read a book,
I didn't watch T.V.
I didn't help her cook.

My mom always said to me,
Walk the dog, feed the cat!
My mom always said to me,
Do your chores, shake the mat!

2 Write the last verse.

I didn't walk the dog

I didn't do what she said,
I had fun with my friends instead!





to Unit 8

Complete the sentences about you.

- 1 I was born _____.
- 2 I started school _____.
- 3 I went _____ last weekend.

1	2	3
		

- 1 Look at the picture and answer the questions.
 - 1 Where's the man in the picture?
 - 2 What's his profession?
 - 3 What's he doing?
- 2 Circle all the words in the text that are similar to Spanish. What's the story about?
- 3   Listen and read the text quickly and check your ideas in Exercises 1 and 2.

CAPTAIN MOREHOUSE'S DIARY ENTRY

Something very strange happened today.

I was on my ship, the *Dei Gratia*, looking through my telescope. Suddenly I saw a ship about eight kilometers away. The ship looked very strange. Something was wrong! The ship had an American flag. We went to the ship.

It was the *Marie Celeste*. I shouted but the sailors on the *Marie Celeste* didn't hear me and they didn't answer. We climbed onto the ship. We walked all over the ship. It

was empty! We went down and looked into the cabins. Everything was in perfect order. We didn't see anything strange down there ... but there was nobody there! What happened? It was a mystery! We took the *Marie Celeste* to the Coast Guard in Gibraltar. It's a journey of 1000 kilometers.



4  Read the text again. Circle True or False.

- | | |
|---|--------------|
| 1 Captain Morehouse's ship was the <i>Marie Celeste</i> . | True / False |
| 2 The ship Captain Morehouse saw was British. | True / False |
| 3 The sailors on the <i>Marie Celeste</i> didn't answer. | True / False |
| 4 Everything on the <i>Marie Celeste</i> was in order. | True / False |
| 5 Captain Morehouse took the <i>Marie Celeste</i> to his country. | True / False |

5 Complete the sentences.

- 1 Captain Morehouse was on his ship called _____.
- 2 He saw another ship eight _____.
- 3 The ship had an _____.
- 4 The name of the ship was _____.
- 5 The ship was _____.
- 6 They took the *Marie Celeste* to _____.

6 What happened with the *Maria Celeste*? Write your ideas.

7 Tell your friends your version. Ask them to read their stories.

1 Look at the pictures of the story: "Mystery in Wiggity Island". What happened with the house and the children?



Saturday, 1 o'clock



Saturday, 1:15

2 Now look at the notes in the writing help box and write the story.

Writing Help

Captain Coleridge in Wiggity Island	(last Saturday)
1:00: two children and a house.	✓ (saw)
1:15: no children and no house	✗ (didn't see)
What happened?	
A mystery!	(was)

A mystery in Wiggity Island

Last Saturday _____ went to _____. At 1 o'clock he _____ two _____ and a _____.

Later at 1:15, Captain Coleridge _____ the children and the _____. It was a desert island!

What _____? It _____ a mystery.

3 Revise, correct your paragraph and write a definite version of it. Finally, read it aloud in front of the class.

1 Where do these people work? Match the pictures.



2 Read the story. Circle the correct word.

In 1985, Buster Carr was an **astronaut / a pilot**.
He flew helicopters. Once a **week / month**, he flew 150 kilometers to St. Mary's Island and left **money / food** there. On July 11th, 1985, he started his weekly journey but he didn't arrive. The **people / animals** on the island waited for him. They looked up and saw some strange silver and **red / green** flashing lights. Where was Buster? The islanders called the **Coast Guard / police officers**, but they didn't find Buster.

On July 11th, 1995, Buster Carr landed on St. Mary's Island with the food. The people on the island were **younger / older**, but Buster Carr wasn't. He looked exactly the same. "Where were you?" the people asked. But Buster didn't know what they were **talking / thinking** about. It was a mystery.

3 Listen to the story. Check your ideas in Exercise 2.

4  Listen again and circle T (True) or F (False).

1 Buster Carr was an astronaut.

T / F _____.

2 On July 11th, 1985, he didn't arrive on the island.

T / F _____.

3 The people on the island saw the helicopter.

T / F _____.

4 The islanders called the police officers.

T / F _____.

5 Buster looked older when he landed on the island ten years later.

T / F _____.

5 Correct the false sentences in Exercise 4.

6 What happened to Buster? In pairs, write a list of ideas in your notebook.

7 Use the ideas in your list to write a draft of the paragraph on a separate sheet of paper. Ask your teacher to correct it.

8 Write a definite version of the story and read it aloud in front of the class.

On July 11th, 1985, Buster Carr _____

_____.

Talk about ... an unsolved mystery

1 Imagine you saw this happen. Draw yourself in one of the scenes.



2 Talk about the unsolved mystery.

Ideas box



I was ... / I saw ...

There were ... children in the pool.

It started to rain. It wasn't sunny.

The boys went on the school bus.

They were happy.

They didn't go by car.

There weren't any adults.

The boys were doing a magic trick.

The boys didn't see the dragon.

Unit Test 9



Points

___ / 6

1 Correct the sentences.

1 On Sunday Bobby Bounce was in the library.

Bobby Bounce _____.

He _____.

2 On Tuesday he was at the swimming pool.

He _____.

He _____.

3 On Wednesday he was at the mall.

_____.

_____.

___ / 3

2 Match the parts of the sentences.

1 She was hungry so they wore shorts and sandals.

2 It was hot so she ate a hamburger.

3 They were in the mall so they went to the shoe store.

___ / 3

3 Complete Andy's sentences.

Mom: Andy! You naughty boy! You touched the chocolate cake!

Andy: I didn't _____ the chocolate cake!

Mom: And you ate all the cookies!

Andy: I _____ the cookies!

Mom: And you drank all the lemonade!

Andy: I _____ the lemonade! The dog did! Sorry mom!

4 Listen and read about a boy that created his shadow. Match each paragraph to the pictures.

- a Kevin King liked experiments. One day, he did an experiment for school. He created his own shadow. He used the lamp he had in his bedroom. First Kevin put the lamp on the floor and pointed it at the wall.
- b Next, he closed the curtains and turned off all the lights. He turned on the lamp.
- c Then, Kevin stood in front of the lamp. Kevin's shadow appeared on the wall. It was big and tall!
- d Kevin waved to his shadow and his shadow waved back to Kevin. This happened because the light went round his body and made a shadow of Kevin's body.



5 Listen to the recording. Match columns A and B.

- A**
- made
 - cooked
 - ate
 - had

- B**
- a great weekend
 - sausages and potato chips
 - their tents
 - their own food



Unit 10 Treacherous weather

Ministerio de Educación.
e
cc
Prohibida su comercialización.



You will...

- Identify different weather conditions and emergencies.
- Listen to a recording about weather conditions.
- Read about a storm.
- Talk about an earthquake.

Getting ready

1 Look at the picture on Page 130 and answer the questions.

- 1 What is happening in the picture?
- 2 What is the weather like?

Do you remember?


1 Complete the sentences.



1 It's sunny _____.




2 _____.



3 _____.



4 _____.



5 _____.




6 _____.

1  Listen and point. Say the words and the sentences.




hurricane




Cuba has a lot of _____.

storm




It was a very bad _____.

thunder and lightning




_____ are loud.

snow storm




He walked home in the _____.

tornado




The _____ hit the town yesterday.

flood




Our town was under water during the _____.

heat wave



There was a _____ last week.



drought



We had no water during the _____.

2 Write the sentences in Exercise 1.

1 Write the word. Match it to the picture.



- 1 Oh! It's so hot! There's a _____.
- 2 There was a _____ that made the air very cold.
- 3 A terrible _____ hit the north last year destroying most of the crops.
- 4 It's dangerous to stand under a tree when there's _____ and _____.
- 5 A _____ hit the coast yesterday destroying all the houses and trees.
- 6 There's water in all the houses because of the _____.

2 Unscramble the words and write sentences with them.

1 r h d u t o g _____

2 t m s r o _____

1  Sing the song.

Weather warnings!


1 **Flash! Bang!**

What was that?
It banged so loud
And flashed so bright,
In the night!



3 Float and flutter,

What was that?
It floated so soft
And fluttered so white,
Cold and bright!



2 Splatter! Splash!

What was that?
It splattered so hard
And splashed so strong,
All day long!
Weather warnings!



4 Whizz! Whirl!

What was that?
It whizzed so fast
And whirled around,
From the ground!
Weather warnings!



2 Match the weather to each verse of the song in Exercise 1.











to Unit 9

Write the past tense of the verbs.

- 1 see _____
- 2 start _____
- 3 fly _____

1	2	3

1 Look at the pictures and write the corresponding words.



What's the weather like in winter?
It's cold and rainy.

fall

spring

summer

winter



2 Read and complete the chart with the name of the season.

What's the weather like?	It's ...
It's cool and windy. Flowers appear. There are hurricanes in some places.	
It's hot and sunny. There are droughts and heat waves in some places.	
It's cloudy and rainy. Leaves fall from trees.	
It's cold and snowy. There are floods in some places.	

3 Answer the questions about your town or region.

1 What's the weather like in spring? Are there hurricanes?

2 What's the weather like in winter? Are there floods?

1 Find these words in the word search puzzle.

sunny

rainy

snowy

lightning

windy

foggy

cloudy

f	o	g	g	y	s	c	h	d	y
z	k	h	e	s	y	e	h	h	d
y	n	n	u	s	n	r	g	m	u
l	i	g	h	t	n	i	n	g	o
r	a	i	n	y	b	x	d	f	l
s	n	o	w	y	u	b	b	p	c
n	i	y	d	n	i	w	z	y	l
e	a	e	r	x	y	p	n	j	p

2 Look at the pictures in Exercise 3. What is the text about?

3   Listen and read the text quickly. Check your ideas in Exercise 2.

CORAL COVE STORM



Last Friday, a storm hit Coral Cove. It destroyed the beautiful gardens of the Coral Cove Hotel.

After the storm, the chairs were in the ocean. A tree fell; it was on the roof of the hotel.

The tables weren't on the grass. They were in the swimming pool.

The sun umbrellas weren't by the swimming pool. They were upside down and in front of the burger bar.

4  Read the text again. Answer the questions.

1 Where were the tables?

2 Was the tree on the roof?

3 Was the hotel door in the ocean?

4 Where were the sun umbrellas?

5 Were the chairs in the swimming pool?

5 Read the sentences. Write B (Before the storm) or A (After the storm).

1 _____ It was sunny.

2 _____ The people were in the swimming pool.

3 _____ The chairs were in the ocean.

4 _____ The sun umbrellas were by the swimming pool.

6 Complete the picture of Coral Cove after the storm. If necessary, read the text again.

1 Match the pictures and the definitions.



- 1 It is a period of very bad weather. Rain, winds, snow, thunder and lightning are part of it.
- 2 They are very large storms. They can bring winds, rain, and flooding to a region.
- 3 It is a large amount of water that covers a place.
- 4 It is a period of time when there is no rain.



2 You will listen to a report on extreme weather events. What words can describe weather conditions? Write a list.

3 Listen to a report on extreme weather events in different countries. Check your ideas in Exercise 2.

1 **Japan**
hurricane _____
October _____

2 **Great Britain**

3 **Chile**

4 **India**

5 **Taiwan**

6 **Russia**

7 **Ethiopia**

8 **Italy**

4  Listen again. Write the month and the weather condition for each country.

5 Answer the questions about the weather in Exercises 4 and 5.


1 When was the drought?

2 Where was the hurricane?



6 Ask your friends your questions from Exercise 7. Answer their questions.

7 Draw a weather condition.



 **Talk time**

When was the thunder
and lightning?

- 1 Look at the information in the writing help box.



Writing Help

Weather: normal, sunny day

Where and when: small town Ensenada in the south of Chile in 1973

People: Diego González and his friends in school yard
Diego's dad at the post office
Diego's mom at home with his sister

Lake: Large lake, Lake Llanquihue

What happened: Suddenly, it started to rain. There was a terrible flood in the town. Diego's house was under water with all of the other houses in Ensenada.

- 2 Use the notes in the Writing Help box to write about the flood in Exercise 1.

It was 1993. The day was _____ and _____. Diego and _____ were in the _____. Diego's _____ was at _____ and his mom was _____. Suddenly it _____. The town _____ . Diego's house and _____ in Ensenada were _____ .

- 3 Revise and correct your paragraph in Exercise 2. Read it aloud to your classmates.

Talk about ... Talk about...the weather

- 1** Look at the pictures. What weather conditions can you find in your city during the year?




- 2** Talk about weather conditions.

Ideas box



Are there snow storms in your city? Was there a heat wave last summer?
Are there snow storms in your city? Yes, there was / No there wasn't.
Was there any drought? Are there hurricanes?
When was the last flood in this area? What was the weather like in winter?

1 Match the pictures to the sentences.



There was a heat wave last week.

Cuba has a lot of hurricanes.

There was a flood in our town.

It was a very bad storm.

There was a tornado yesterday.

Thunder and lightning are loud.

2 Write questions with **When** or **Where**.

1 _____? The hurricane was last summer.

2 _____? The floods were in Italy.

3 _____? The snow storm was in New York.

4 _____? The tornado was on Monday.

5 _____? The drought was in Africa.

6 _____? The earthquake was in 2001.

3 Listen and read about natural disasters. Circle True or False.

WHAT ARE NATURAL DISASTERS?

Natural disasters happen for different reasons. For example, weather conditions.




Some natural disasters are: hurricanes, tornadoes, winter storms, floods and droughts.

Hurricanes are tropical storms. Their strong winds and heavy rain can destroy houses, trees, and many things in a city.

Tornadoes are also tropical storms that can destroy big areas.

In winter storms, you can see snow, rain, and cold temperatures. The cold weather can be extreme and terrible.

Other natural disasters are floods and draughts. Floods happen when it rains too much, there is water in the streets, inside people's houses, a lot of water everywhere. Draughts are completely different because there is no rain, no water.



- 1 All natural disasters happen for one reason: weather True / False
- 2 Tornados and hurricanes are tropical storms. True / False
- 3 Hurricanes don't destroy anything in the city True / False
- 4 Winter storms are associated with extreme cold. True / False
- 5 Floods happen when there is no water. True / False
- 6 Droughts happen when it rains too much. True / False

4 Listen and match each region with the corresponding weather.

North

South

Center

The Antarctic

cold and windy



















windy and snowy

hot and sunny

rainy



THEMATIC INDEX

Topics and Vocabulary	Page
• Places in the city 	6, 12, 15
• School activities 	20, 21, 22, 23, 29
• Jobs 	35, 39, 43
• Professions 	36
• Places where people work 	48, 49
• Occupations 	38
• Actions 	48, 53, 55, 90, 98, 104
• Activities 	62
• Equipment 	63
• Sports 	67
• Health 	76, 77
• Parts of the body 	82
• Past events 	91, 92, 97, 105, 106, 108, 113, 122, 123
• Celebrations 	93, 96, 99
• Days of the week 	105, 119
• Months of the year 	108, 113
• Free time activities 	118
• Weather conditions 	132, 133, 138, 139, 141

GLOSSARY



Unit 1

bakery	panadería	candy	caramelo	next to	al lado de
beauty parlor	salon de belleza	drugstore	farmacia	school subject	ramo
behind	detrás de	fire house	cuartel de bomberos	shout	gritar
bookstore	librería	in front of	delante de	store	tienda
building	edificio	movie theater	cine	town	pueblo
				toy	juguete

Unit 2

backpack	mochila	hat	gorro, sombrero	on line	en fila
blue	azul	help	ayuda, ayudar	orange	anaranjado, anaranjada
brave	valiente	homework	tarea	people	gente
check	revisar	hot	caliente	play	jugar
dangerous	peligroso, peligrosa	stay	quedarse	purple	morado, morada
do	hacer	stop	parar, detener	put out	apagar
dog	perro	summer	verano	recess	recreo
drive	conducir	swim	nadar	red	rojo, roja
every	cada	take	tomar, llevar	rope	cuerda
everyone	todos, todas	teacher	profesor, profesora	schedule	horario
fire	fuego, incendio	like	gustar	sock	calcetín
fire engine	carro bomba	look for	buscar	stand	pararse
firewood	leña	lunch	almuerzo	throw	lanzar, tirar
fourth	cuarto, cuarta	monday	lunes	water	agua
get up	levantarse	more	más	way	camino
go	ir	morning	mañana	wind	viento
		near	cerca	work	trabajo
		need	necesitar		

Unit 3

afternoon	tarde	interview	entrevista	sky	cielo
candy	dulces	love	amar	small	pequeño, pequeña
earth	la tierra	missing	que falta	soon	pronto
evening	tarde / noche	month	mes	talk	conversar
everything	todo	moon	luna	teach	enseñar
fifty	cincuenta	outer space	espacio exterior	too	también
fly	volar	pencil	lápiz	walk	caminar
go back	regresar	read	leer	white	blanco, blanca
healthy	saludable	sick	enfermo, enferma	work	trabajo, trabajar

Unit 4

bath	baño	listen	escuchar	roar	rugir
bathe	bañar	magician	mago	say	decir
big	grande	meat	carne	sell	vender
board	pizarrón	movie	película	start	empezar / partida
eagle	águila	noise	ruido	stick	palo
finish	terminar / meta	bicycle ride	paseo en bicicleta	swell	fenomenal
free	libre	clown	payaso	trick	truco
french fries	papas fritas	come back	regresar	wake up	despertarse
fun	diversión	drink	beber	welcome	bienvenido, bienvenida
gentleman	caballero	orange	naranja	whale	ballena
guess	adivinar	parrot	loro, papagallo	yell	chillar
hat	sombrero	pick up	recoger	yellow	amarillo, amarilla
hoop	aro	prance	brincar, hacer cabriolas	zookeeper	guardián de zoológico
juice	jugo	ringmaster	maestro de ceremonias		
jump	saltar				
lady	dama				
laugh	reír				



Unit 5

alone	solo, sola	major	muy importante	swimming	natación
diving	buceo	rain	lluvia	swimming	
gold	oro	run	correr	pool	piscina
ice hockey	hockey en hielo	silver	plata	team	equipo
ice skating	patinaje en hielo	star	estrella	train	entrenar

Unit 6

ankle	tobillo	feel bad	sentirse mal	leg	pierna
apple	manzana	strawberry	frutilla	next	próximo, próxima
arm	brazo	sun	sol	quick	rápido
better	mejor	throat	garganta	sore	irritado, irritada
broken	quebrado, quebrada	time	vez	spoon	cuchara
bump	golpe, chichón	toothache	dolor de muelas	spoonful	cucharada
climb	escalar	feel better	sentirse mejor	tummy ache	dolor de estómago
cold	resfrío	fix	arreglar	walk – walked	caminar
come	venir	flavor	sabor	way	forma
cough	tos	get well	mejorarse	wheelchair	silla de ruedas
crutch	muleta	have	tener	wrist	muñeca de la mano
earache	dolor de oídos	headache	dolor de cabeza		
elbow	codo	hop	saltar		
		knee	rodilla		

Unit 7

ask – asked	pedir	frightening	aterrador	pretty	lindo, linda
box	recuadro	game	juego	singer	cantante
build – built	construir	jump – jumped	saltar	soccer	fútbol
call – called	llamar	last year	el año pasado	start – started	empezar
dress up – dressed up	disfrazarse	laugh – laughed	reír	stop – stopped	parar, detener(se)
drop – dropped	caer, dejar caer	listen – listened	escuchar	store	tienda
end – ended	terminar	look – looked	verse	talk – talked	conversar
enjoy – enjoyed	disfrutar	money	dinero	toothbrush	cepillo de dientes
exciting	emocionante	nearly	casi	town	pueblo
find	encontrar	parade	desfile	watch – watched	mirar
float	carro alegórico	play – played	jugar	worker	trabajador, trabajadora
follow – followed	seguir	poor	pobre		

Unit 8

after	después	last month	el mes pasado	get – got	dar
all	todo	last night	anoche	hungry	hambre
be – was – were	ser, estar	last week	la semana pasada	gift	regalo
be born – was / were born	nacer	leave – left	dejar, partir	give – gave	dar
be right – was / were right	tener razón	live – lived	vivir	go – went (to the movies)	ir (al cine)
beach	playa	make – made	hacer	play – played	tocar (un instrumento musical)
beautiful	hermosos, hermosa	market	mercado	safe	seguro, segura
become – became	llegar a ser	meet – met	conocer, encontrarse	send – sent	enviar
box	caja	own	propio, propia	shout – shouted	gritar
breakfast	desayuno	cake	torta, queque, pastel	snow white	blanca nieves
brother	hermano	coat	abrigo, chaqueta	stay – stayed	quedarse
bubble gum	goma de mascar	come out – came out	salir	thing	cosa
bubble	burbuja	cookie	galleta	today	hoy
buy – bought	comprar	date	fecha	tuesday	marte
go fishing	ir a pescar	die – died	morir	wear – wore	usar (ropa)
happy	feliz	draw – drew	dibujar	win – won	ganar
have – had	tener	dwarf	enano, enana	write – wrote	escribir
house	casa	eat – ate	comer	yesterday	ayer
		face	cara		
		funny	divertido, divertida		

Unit 9

answer –		friday	viernes	same	mismo, misma
answered	contestar	get – got	obtener	saturday	sábado
be – was /		happen –		say – said	decir
were hungry	tener hambre	happened	suceder	see – saw	ver
be – was /		have –		shake – shook	sacudir
were wrong	estar equivocado	had fun	divertirse	ship	barco
cabin	camarote	hear – heard	oir	silver	plateado, plateada
climb –		hot	caluroso, calurosa	skating rink	cancha de patinaje
climbed	escalar	instead	en vez de	something	algo
close – closed	cerrar	island	isla	suddenly	de repente
cook – cooked	cocinar	islander	isleño, isleña	sunday	domingo
do –		journey	viaje	sunny	soleado, soleada
did homework	hacer tareas	know – knew	saber, conocer	take – took	llevar
downtown	centro de la ciudad	land – landed	aterrizar	tired	cansado, cansada
empty	vacío, vacía	later	más tarde	think –	
fairground	parque de diversiones	look – looked	mirar, verse	thought	pensar
find – found	encontrar	library	biblioteca	thursday	jueves
fish	pez	mat	limpiapiés	wait – waited	esperar
fitness center	gimnasio	nobody	nadie	want – wanted	desear
flag	bandera	older	más viejo, más vieja	wednesday	miércoles
flashing	intermitente	once	una vez	week	semana
fly – flew	volar	rain – rained	llover	younger	más joven
		sailor	marinero		

Unit 10

bang	golpear	flutter	ondear	thunder and	
destroy	destruir	heat wave	ola de calor	lightning	rayos y truenos
drought	sequía	hit	golpear	tornado	tornado
erupt	hacer erupción	hurricane	huracán	tremble	temblar
extreme	eventos	mountain	mountain	umbrella	paraguas / quitasol
weather	climáticos	sand	arena	volcano	volcán
events	extremos	snow storm	tormenta de nieve	weather	condiciones del tiempo
flash	destello	splatter	salpicar	whirl	girar
float	flotar	storm	tormenta	whizz	pasar muy rápido
flood	inundación				
flow	fluir				

ANSWERS

Unit 1

Página 5

Getting ready

Ex. 1 1. Un ratón vive en la ciudad y el otro en el campo. 2. Por sus casas.

Ex. 2 city (dibujo de ciudad); country (dibujo del campo).

Do you remember?

Ex. 1 on / under / in

Ex. 2 zoo, hospital, restaurant.

Página 7

Ex. 2 in front of (mono delante de la caja); behind (mono detrás de la caja); next to (mono al lado de la caja).

Página 8

Ex. 1 2. It's in front of the hospital.

3. It's next to the restaurant.

4. It's next to the school.

5. It's next to the park.

6. It's in front of the park.

Ex. 2 1. True. 2. False. 3. False.

Página 9

Ex. 3 el 2º mapa.

Ex. 4 Las respuestas variarán.

Página 10

Ex. 1 Las respuestas variarán.

Ex. 2 Cualquiera de estos: bank, hotel, hospital, restaurant, candy store, toy store, fire house, movie theater.

Ex. 4 hospital, candy store, restaurant, movie theater.

Ex. 5 4 - 1 - 3 - 2

Página 11

Ex. 6 Un cuartel de bomberos y una tienda de juguetes.

Ex. 7 2. Where's the movie theater / supermarket?

3. Where's the restaurant?

4. Where's the hospital / restaurant?

Página 12

Ex. 2 a h c o b f g
d b a k e r y
r b m h a m n
u o e g u d p
g o h o t e l
s k q k y r h
t s j u p t j
o t n l a y e
r o i p r p y
e r h v l k x
l e g q o w o
b a n k r n w

Página 16

Unit Test 1

Ex. 1 1. - e; 2. - f; 3. - b; 4. - d; 5. - a; 6. - c



Ex. 3 1. food store. 2. stationery store. 3. shoe store. 4. sitting area. 5. pet store.

Ex. 4 toy store, bakery, supermarket, bank, candy store.

Unit 2



Página 19

Getting ready

Ex. 1 Las respuestas variarán.

Do you remember?

Ex. 1 El horario escolar de cada estudiante.

Ex. 2 Las respuestas variarán.

Página 21

Ex. 1 1. go to Weston School every day, school bus, school uniforms. 2. Say hello to their friends. 3. check the homework. 4. go to the computer room. 5. Friday, they do a project.

Página 22

Ex. 1 a. bus b. uniform c. line d. hamburgers
e. lunch f. school g. soccer

Ex. 2 2.

Página 23

Ex. 4 (1) school, (2) uniform, (3) bus, (4) lunch, (5) line, (6) hamburgers, (7) soccer.

Página 24

Ex. 1 1. They don't wear school uniforms. 2. don't take the school bus. 3. don't stand on line. 4. don't go to the computer room.

Bounce Back. Las respuestas variarán.

Página 25

Ex. 2 1. Fire 2. Stop! 3. Throw 4. Rescue
5. dangerous. 6. water 7. engine
8. look for

Página 26

Ex. 1 Do: Fire fighters wear uniforms. Fire fighters rescue people. Fire fighters throw water on fires.

Don't: Fire fighters don't drive school buses. Fire fighters don't go to school.

Página 27

Ex. 1 Las respuestas variarán.

Ex. 2 fire (fuego); fire fighters (bombero)

Ex. 3 backpack, bus, children, fire, park, school

Ex. 4 2, 4, 1, 3.

Página 28

Ex. 6 1. teachers. 2. backpacks, fire
3. windy 4. red, fire engine.

Ex. 7 rescue. throw, fires.

Página 30

Unit Test 2

Ex. 1 1. don't take the school bus. 2. check the homework. 3. speak English. 4. don't stand on line. 5. wear uniforms.

Ex. 2 1. Fire fighters rescue people. 2. Fire is very hot. 3. Please look for firewood. 4. Fire fighters throw water on fires. 5. fire fighters drive fire engines. 6. Fire is very dangerous.

Ex. 3 stand on line, 8:30, do projects, have recess, 11:30, check their homework.

Ex. 4

1. every day. 2. uniforms. 3. computer room. 4. Fridays. 5. check their homework. 6. do a project.

Unit 3

Página 33

Getting ready



Do you remember?

Ex. 1 hospital, restaurant, school

Ex. 2 encerrar en un círculo los doctores.

Página 35

Ex. 1 1. chef (cocinero) 2. teacher (profesor)
3. doctor (doctora)

Ex. 2 teacher doctor chef

Página 36

Ex. 1 1. He's a dentist. She's an eye doctor.

2. He's an eye doctor. 3. Yes, they do.

Página 37

Ex. 3 dentist – boca; eye doctor – ojos

Ex. 4 1. True. 2. False. 3. False.

Ex. 5 Las respuestas variarán.

Página 38

Ex. 1 Las respuestas variarán.

Ex. 2 your, name, work, do, school, you, teach, in, I, do

Página 39

Ex. 4 1. (profesor). 2. (escuela). 3. (almuerzo).
4. (limpiar casa)

Ex. 5 teacher, works, teaches science, school, makes lunch, plays with the children, evening, cleans the house.

Página 40

Ex. 2 astronaut, moon, earth, telescope, stars, outer space, alien, planet.

Página 41

Ex. 1 2. I don't use a pencil. 3. I don't walk on the moon. 4. I don't teach children. 5. I don't work with other astronauts. 6. I don't work in a school. 7. I don't talk to aliens.

Bounce Back. Las respuestas variarán.

Página 42

Ex. 2 very small and purple.

Página 44

Unit Test 3

Ex. 1 doctor, hospital, sick, love.

Ex. 2 1. What do you do in the morning? 2. What do you do in the afternoon? 3. What do you do in the evening?

Ex. 3 1ª ilustración – 2º globo de texto;
2ª ilustración – 3er globo de texto;
3ª ilustración – 4º globo de texto;
4ª ilustración – 1er globo de texto

Ex. 4 1. False. 2. True. 3. False.

Ex. 5 teeth, Monday, eat, like.

Unit 4

Página 47

Getting ready

Ex. 1 1. a circus. 2. elephants, monkeys, bears, horses, a lion. 3. The monkeys are playing with the balls. The elephants are dancing. The horses are dancing. The lion is jumping. The bears are doing tricks.

Do you remember?

Ex. 1 circus / doesn't wear a uniform / zoo / wears a uniform

Ex. 2 Las respuestas variarán: get up / have breakfast / take the bus / watch television / do homework / ride my bike / go to bed / read a book, etc.

Página 49

Ex. 1 1. trozos de carne 2. globo de texto.
3. zapatos y sombrero de payaso.
4. mago con conejo. 5. carrito de cabritas.
6. niños riendo.

Ex. 2 1. Lions eat meat. 2. Ringmasters say "Ladies and gentlemen". 3. Clowns wear big shoes, hats and red noses. 4. Magicians do magic tricks. 5. Circus vendors sell popcorn. 6. Clowns make you laugh.

Página 50

Ex. 1 1. What does Bozo have in his hand? 2. What does he eat? 3. What does he drink? 4. What does he have? 5. What does he wear?

Bounce Back. 1. True. 2. False. 3. True. 4. False.

Página 51

Ex. 2 1. Lions roar 2. Elephants dance and prance 3. Dogs do tricks. / Dogs jump through hoops and they pick up sticks. 4. Children yell.

Página 52

Ex. 2 1. chimpanzee 2. parrot 3. orca whale 4. zookeeper 5. eagle.

Ex. 3 1. start 2. bathe 3. finish.

Página 53

Ex. 1 1. a zookeeper. 2. Zeb.

Ex. 2 1. True. 2. True. 3. False.

Página 54

Ex. 4 Zeb goes to work (las ocho y media); Zeb goes home (las seis y media); The zoo opens (las nueve y media); Zeb wakes up (las seis y media); Zeb has breakfast (las siete).

Ex. 5 a zookeeper. She wakes up at six thirty. She has orange juice for breakfast at 7 o'clock. She goes to work on the bus at seven thirty. the chimpanzees. She feeds them every morning. Zoe works at the zoo all day.

Página 55

Ex. 1 la jirafa, el oso, el avestruz, el cocodrilo, los papagayos, el águila.

Ex. 2 Las respuestas variarán.

Ex. 3 parrot, eagles.

Página 56

Ex. 4 1. At nine o'clock. 2. At eleven thirty. 3. At two o'clock. 4. At twelve thirty. 5. At two thirty. 6. At four o'clock. 7. At ten o'clock. 8. At six o'clock.

Página 58

Unit Test 4

Ex. 1 1. What do lions eat? 2. What do ringmasters say? 3. What do magicians do? 4. What do clowns do? 5. What do vendors do?

Ex. 2 eagle, chimpanzee, orca whale, zookeeper.

Ex. 3 Las respuestas variarán.

Ex. 4 1. False. 2. False. 3. False. 4. False. 5. False.

Ex. 5 9:00; 10:00; 12:00; 3:00; 4:00

Unit 5

Página 61

Getting ready

Ex. 1 1. at the Sports Museum. 2. They're visiting the museum. 3. Sports.

Ex. 2 boxing, soccer, baseball.

Do you remember?

Ex. 1 Saturday, Monday, Tuesday, Thursday.

Ex. 2 basketball – pelota de basquet / soccer – pelota de fútbol / tennis – raqueta / running – zapatilla.

Página 63

Ex. 1 1. No, she doesn't. 2. Yes, she does. 3. Yes, she does. 4. No, she doesn't. 5. No, she doesn't. 6. Yes, she does. 7. Yes, she does. 8. No she doesn't.

Bounce Back las ocho y media / las once y media.

Página 64

Ex. 1 1. gymnastics. 2. Yes, she is.

Ex. 2 gymnastic, train, gym, pasta, competition, champion, medal, fruit, basketball, salad.

Ex. 4 fifteen, Gymnastics, day, morning, gym, pasta, salad, fruit, five, year, two, three, volleyball, karate.

Página 65

Ex. 5 1. Yes, she does. 2. No, she doesn't. 3. No, she goes to the gym. 4. She eats a lot of pasta, fresh fruit, and salad. 5. Yes, she does. 6. Yes, she does. 7. She plays volleyball and does karate.

Página 66

Ex. 2 1. No, he doesn't. 2. No, he doesn't. 3. Yes, he does.

Ex. 3 Does he play baseball with his dog? / Does he play basketball in a tree? / Does he play soccer on the train?

Página 67

Ex. 2 Individual sports: swimming, boxing, diving, swimming, ice skating, running.

Team sports: American football, ping-pong, ice hockey, American football.

Página 68

Ex. 1 1. It's about sports. 2. Yes, she does. 3. Karate. 4. Yes, she does.

Página 69

Ex. 3 1. False. 2. False. 3. False.

Página 70

Ex. 1 1. Yes, he does. 2. He runs with his dog. 3. He goes to the swimming pool 4. He dives.

Ex. 2 1. gets up. 2. runs. 3. goes. 4. likes. 5. has.

Página 72

Unit Test 5

Ex. 1 1. running. 2. ice skating. 3. karate. 4. volleyball. 5. swimming. 6. basketball.

Ex. 2 1. Does she train every day? 2. What time does she go to the gym? 3. What does she eat? 4. Does she have any medals?

Ex. 3 1. Yes, he does. 2. Special food, high in calories. 3. He sleeps for an hour. 4. Yes, he does. 5. Yes, he does.

Ex. 4 2. Volleyball. 3. Tennis. 5. three / four. 6. silver.

Unit 6

Página 75

Getting ready

Ex. 1 1. At the doctor's. 2. They're injured. 3. Some of them can write, watch television, walk. Some of them can't walk, can't write, can't read or watch television, etc.

Do you remember?

Ex. 1 1. head. 2. arms. 3. hand. 4. tummy. 5. legs. 6. feet.
Ex. 2 1. Gorillas can't fly. 2. Elephants can walk. 3. Dolphins can't climb trees.

Página 77

Ex. 1 1. jirafa con dolor de garganta. 2. perro con fiebre. 3. hipopótamo con dolor de estómago. 4. elefante con dolor de cabeza. 5. tiburón con dolor de muelas.

Ex. 2 1. He has a cough.  2. She has an earache.  3. He has a cold. 

Página 78

Ex. 1 1. She's calling a friend. 2. She's calling Todd, Millie, Ben, and Deb. 3. It's her birthday.

Ex. 2 tummy ache; cold; toothache; ear ache; sore throat.

Página 79

Ex. 4 2 – 1 – 4 – 3

Página 80

Ex. 1 niño resfriado – You should take an aspirin. Niña con dolor de garganta – You should go to bed and rest. Niño con dolor de cabeza – You should drink lots of liquids. Niños con dolor de gata – You should see the doctor. Niña con dolor de muelas – You should go to the dentist.

Ex. 2 1 In the morning and in the evening.

Página 81

Ex. 4 1. have a cold and feel bad. 2. two / morning / two / evening. 3. your mom and dad.

Página 82

Ex. 2 1. crutches 2. ankle 3. wrist 4. elbow 5. wheelchair 6. knee 7. broken 8. bump.

Página 83

Ex. 1 1. No, he can't. 2. Yes, she can. 3. No, he can't. 4. No, she can't. 5. Yes, she can. 6. No, he can't.

Página 84

Bounce Back Las respuestas variarán.

Página 86

Unit Test 6

Ex. 1 1. has a headache 2. has a fever. 3. has a sore throat. 4. has a tummy ache. 5. has a toothache.

Ex. 2 Can you come to the movies with me? / Can you go ice skating on Saturday? / Can you help me with the math homework?

Ex. 3 stomachache, fruit and vegetables, water, sodas, medicine.

Ex. 4 tummy, stomachache, medicine, three, parents.

Unit 7



Página 89

Getting ready

Ex. 1 1. Children at a party. 2. Yes, they are.

Do you remember?

Ex. 1 1 – They're designing the posters. 2 – They're writing the invitations. 3 – They're practicing for the party.

Ex. 2 24th December; 31st October; 18th September.

Página 91

Ex. 1 1. c 2. a 3. d 4. b

Ex. 2 2. listened. 3. danced. 4. laughed.

Página 92

Ex. 2 Las respuestas variarán.

Página 93

Ex. 2 2, 4, 3, 1.

Página 94

Ex. 3 stopped – dropped / door – more / around
– clown / come – fun

Página 95

Ex. 1 1. In the street. 2. They have red noses.
3. They're celebrating a special date.

Ex. 2 Las respuestas variarán.

Página 96

Ex. 4 1. In Great Britain. 2. Police officers, store workers, famous actors, singers and musicians, children at school, teachers.
3 To collect money for charities.

Ex. 5 Name of celebration: Red Nose Day / Place: Great Britain / Purpose of the celebration: to collect money for charities / People who participate: everybody / Thing people wear: red noses and funny costumes.

Página 97

Ex. 1, 2 y 3 Las respuestas variarán.

Página 98

Ex. 1 1. – bailar. 2. – invitación. 3. – guitarra.
4. – atril con pincel. 5. – mascara elefante.
6. – caminar. 7. – ahorrar en una alcancía.

Ex. 2 1. dressed up 2. invited 3. played
4. danced 5. walked 6. collected 7. painted.

Bounce Back Las respuestas variarán.

Página 100

Unit Test 7

Ex. 1 1. play – played. 2. listen – listened.
3. walk – walked. 4 call – called.

Ex. 2 1. listened to my CDs. 2. played in the park.
3. walked to work. 4. called her grandparents.

Ex. 3 1. called. 2. invited.

Ex. 4

Name of celebration	Pancake Day
Place	England
Day of celebration	Tuesday before Lent
Traditional events	Pancake races
Time and place that traditional race starts	11:55 a.m., Olney market square

Ex. 5 Mike – Halloween; Brenda – Christmas; Vera – Easter; Scott - Easter

Unit 8

Página 103

Getting ready

Ex. 1 1. She's showing some pictures. 2. Her family.
Do you remember?

Ex. 1 niños entrando a la escuela – go to school;
niña con uniforme – wear a uniform; niña
andando en bicicleta – ride a bicycle; niña
mirando televisión – watch television; niño
preparando un sándwich – make a snack.

Ex. 2 1. celebrated. 2. looked. 3. painted.
4. played. 5. presented. 6. walked. 7. used.
8. visited.

Página 105

Ex. 1 1. They went fishing last Sunday.
2. We had math class last Tuesday.
3. He wore a school uniform last week.
4. She made cookies last Saturday.
5. I gave the teacher an apple last Friday.
6. We ate breakfast at seven o'clock.
7. I bought candy after school.
8. I was happy.

Bounce Back. 1. She played the guitar.
2. They walked to school.
3. I visited my grandma.

Página 106

Ex. 1 1. I went to kindergarten. 2. Mom had a new baby. 3. Grandma gave me a bicycle for my birthday. 4. I wore a new dress to Annie's party.

Página 108

Ex. 1 1. Walt Disney. 2. He made a lot of cartoons.
Ex. 2 1. A biography. 2. Walt Disney's life.

Página 109

Ex. 4 1 – 4 – 2 – 3 – 5

Ex. 5 1. Alice. 2. *Snow White and the seven dwarfs*. 3. Disneyland.

Página 111

Ex. 1 3

Ex. 3 2, 3, 1

Página 113

Ex. 1 1904, 1922, 1925, 1945, 1953

Página 114

Unit Test 8

Ex. 1 1. made. 2. bought. 3. ate.

Ex. 2 1. went. 2. wore. 3. had.

Ex. 3 born, was, wrote, died.

Ex. 4 1. Yes, he did. 2. No, he didn't. 3. Yes, he did. 4. No, he didn't. 5. Yes, she did.

Ex. 5 5 – 1 – 2 – 3 – 4

Unit 9

Página 117

Getting ready

Ex. 1 1. They're doing outdoor activities.
2. At the weekend.

Do you remember?

Ex. 1 Las respuestas variarán.

Ex. 2 Las respuestas variarán.

Página 119

Ex. 1 1. He wasn't at the aquarium. He was at a picnic. 2. He wasn't at the fitness center. He was at the library. 3. He wasn't at the swimming pool. He was at the aquarium. 4. He wasn't at a picnic. He was at the swimming pool. 5. He wasn't downtown. He was at the fairground. 6. He wasn't at the library. He was at the fitness center. 7. He wasn't at the fairground. He was downtown.

Página 120

Ex. 1 1. g 2. f 3. b 4. a 5. h 6. c 7. d 8. E

Página 121

Ex. 2 I didn't walk the dog, I didn't feed the cat, I didn't do my chores, I didn't shake the mat.

Bounce Back Las respuestas variarán.

Página 122

Ex. 1 1. On a boat. 2. He's a sailor. 3. He's writing a diary.

Ex. 2 strange, telescope, kilometers, American, cabins, perfect, order, mystery, coast, guard.

Página 123

Ex. 4 1. False. 2. False. 3. True. 4. True. 5. False.

Ex. 5 1. *Dei Gratia*. 2. kilometers away. 3. American flag. 4. *Marie Celeste*. 5. empty. 6. Gibraltar.

Página 125

Ex. 1 aviador – helicóptero; marino – carabela; astronauta – nave espacial

Ex. 2 pilot, week, food, people, green, Coast Guard, older, talking.

Página 126

Ex. 4 y 5 1. False. He was a pilot. 2. True. 3. False. They saw strange flashing lights. 4. False. They called the Coast Guard. 5. False. The people looked older.

Página 128

Unit Test 9

Ex. 1 1. wasn't in the library. He went to a picnic. 2. He wasn't at the swimming pool. He was at the aquarium. 3. He wasn't at the mall. He was at the swimming pool.

Ex. 2 1. She was hungry so she ate a hamburger. 2. It was hot so they wore shorts and sandals. 3. They were in the mall so they went to the shoe store.

Ex. 3 touch, didn't eat, didn't drink

Ex. 4 1. b; 2. c; 3. d; 4. a.

Ex. 5 made their tents; cooked their own food, ate sausages and potato chips, had a great weekend.

Unit 10

Página 131

Getting Ready

Ex. 1 1. In the country. 2. They are riding their bikes. 3. To the clouds. 4. Cloudy.

Do you remember?

Ex. 1 1. It's sunny. 2. It's snowy. 3. It's cloudy. 4. It's cold. 5. It's rainy. 6. It's windy.

Página 133

Ex. 1 1. heat wave - termómetro 2. snow storm - nieve. 3. drought - sequía 4. thunder and lightning - relámpago. 5. tornado - tornado. 6. flood - casa inundada.

Ex. 2 1. drought. 2. storm.

Página 134

Ex. 2 2 - 4 - 1 - 3

Bounce Back 1 saw. 2 started. 3 flew.

Página 135

Ex. 1 summer, fall, winter, spring.

Ex. 2 spring; summer; fall; winter

Ex. 3 Las respuestas variarán.

Página 136

Ex. 1 f o g g y s c h d y
z k h e s y e h h d
y n n u s n r g m u
l i g h t n i n g o
r a i n y b x d f l
s n o w y u b b p c
n i y d n i w z y l
e a e r x y p n j p

Página 137

Ex. 4 1. In the swimming pool. 2. Yes, it was. 3. No, it wasn't. 4. In front of the burger bar. 5. No, they weren't.

Ex. 5 1. B. 2. B. 3. A. 4. B.

Página 138

Ex. 1 4 - 3 - 1 - 2

Página 139

Ex. 4 1. hurricane / October. 2. thunder and lightning / March. 3. flood / July. 4. storm / August. 5. storms and floods / June. 6. snow storm / January. 7. drought / April. 8. heat wave / February.

Ex. 5 1. In April. 2. In Ethiopia.

Página 140

Ex. 2 Respuesta sugerida:

It was a normal, sunny day in the small town of Ensenada, in the south of Chile in 1973. Diego González and his friends were in the school yard. Diego's dad was at the post office and Diego's mom was at home with his sister.

Suddenly, it started to rain. There was a terrible flood. Diego's houses was under water with all of the other houses in Ensenada.

Página 142

Unit Test 10

Ex. 1 1. Cuba has a lot of hurricanes. 2. Thunder and lightning are loud. 3. It was a very bad storm. 4. There was a heat wave last week. 5. There was a flood in our town. 6. There was a tornado yesterday.

Ex. 2 1. When was the hurricane? 2. Where were the floods? 3. Where was the snow storm? 4. When was the tornado? 5. Where was the drought? 6. When was the earthquake?

Página 143

Ex. 3 1. False. 2. True. 3. False. 4. True. 5. False. 6. False.

Ex. 4 North - hot and sunny.
South - cold and windy.
Center - rainy.
The Antarctic - windy and snowy.

BIBLIOGRAPHY

- Adams, M.J. et al. (2000). *Phonemic Awareness in Young Children: A Classroom Curriculum*. Baltimore, Maryland: Paul H. Brooks Publishing Co.
- Burke, J. (2003). *Reading Reminders - Tools, Tips, and Techniques*. (1st ed.). Portsmouth, NH: Boynton / Cook.
- Fox, Gwyneth associated editor et al. (2007). *Diccionario Macmillan Castillo Español – Inglés, Inglés – español*. (1st ed.). Mexico DF: Editorial Macmillan de México S.A. de C.V.
- Littlejohn, A., & Hicks, D. (2007). *Primary Colours, Pupil's Book 4*. Cambridge: Cambridge University Press.
- Loyd, S. (2000). *The Phonics Handout*. Essex: Jolly Learning, Ltd.
- Loyd, S., & Werman, S. (2003). *Jolly Dictionary*. Essex: Jolly Learning, Ltd.
- Moon, J. (2000). *Children Learning English*. (1st ed.). Oxford: Macmillan Education.
- Murphy, R.M. (1997). *Essential Grammar in Use*. (2nd ed.). Cambridge: Cambridge University Press.
- Peregoy, S.F. et al. (2005). *Reading, Writing and Learning in ESL*. (3rd ed.). White Plains, NY: Addison Wesley Publishing Company.
- Reed, C. (2007). *500 Activities for the Primary Classroom*. (1st ed.). Oxford: Macmillan Education
- Rinvolutri, M. et al. (1995). *More Grammar Games*. (1st ed.). Cambridge: Cambridge University Press.
- Sanders, N., & Kennedy, A. (2003). *25 Read & Write Mini-Books That Teach Word Families*. Essex: Jolly Learning, Ltd.

Web Sites

Unit 1: Places in the city

- <http://learnenglishkids.britishcouncil.org/en/language-games/hangman/places-town>
- <http://www.eslgamesworld.com/members/games/vocabulary/memoryaudio/directions%20places/index.html>

Unit 2: Actions

- <http://www.cambridge.org/us/esl/venturesadulted/venturesarcade/index.html>
(Follow this path: Go to Book 2 Q Unit 2, At School, Want and need)
- <http://www.cambridge.org/elt/connect2e/connectarcade/> (Follow this path: Go to Book 2 Q Unit 2, Our daily routines)

Unit 3: Occupations

- http://www2.cambridge.org/interchangearcade/launch.do?activityID=407&level=0&unit=8&type=Cup_hangman&stage=1
- <http://www.cambridge.org/us/esl/venturesadulted/venturesarcade/index.html>
(Follow this path: Go to Book 1 Q Unit 8, Work)

Unit 4: Animal Actions

- <http://learnenglishkids.britishcouncil.org/en/language-games/wordsearch/zoo-animals>

Unit 5: Sports

- <http://www.cambridge.org/us/esl/venturesadulted/venturesarcade/index.html>
(Follow this path: Go to Book 1 Q Unit 10, Leisure, Sports)
- <http://www.cambridge.org/elt/connect2e/connectarcade/> (Follow this path: Go to Book 1 Q Unit 8, Teen time / Q Unit 3, Sports and activities)

Unit 6: Health

- <http://www.cambridge.org/us/esl/venturesadulted/venturesarcade/index.html>
(Follow this path: Go to Book 1 Q Unit 4, Health)
- <http://learnenglishkids.britishcouncil.org/en/language-games/find-the-definition/teeth>

Unit 7: Past Events

- <http://www.bbc.co.uk/schools/starship/english/index.shtml> (Follow this path: Go to Blast the rocket)

Unit 8: Past Events

- <http://www.eslgamesworld.com/members/games/grammar/perfectpast/irregular%20past%20spelling.html>

Unit 9: Past Events

- http://www.eslgamesworld.com/members/games/grammar/New_Snakes_%20Ladders/Past_simple_tense.html
- <http://www.eslgamesworld.com/members/games/grammar/perfectpast/past%20simple%20betting.html>

Unit 10: Weather Conditions

- <http://www.eslkidslab.com/lessons/course3/videos/weatherclothes/index.html>
- <http://www.anglomanacy.pl/weatherPictureTest.htm>
- <http://www.anglomanacy.pl/weatherWordsearch.htm>

© Macmillan Publishers S.A. de C.V. / Ediciones Cal y Canto Ltda.

© Bounce in Chile 2014 Reimpresión

Student's Book 4º año básico

Based on: the Bounce series

Additional text	Lina Alvarado Jantus
General Manager	Jorge Muñoz Rau
Academic Consultant	Gloria Caro Opazo
Editor	Marian González Del Fierro
Proofreading	Gloria Caro Opazo
Recording Producer	Rodrigo González Díaz
Recording Engineer	Ignacio Arriagada Maia
Illustrations	Rosie Brooks
General Production	Cecilia Muñoz Rau
Production Assistant	Lorena Briceño González
Cover designed by	María Jesús Moreno Guldman
Layout by	Catherina Pujol Hormazábal
Photos	Banco de Fotos Ediciones Cal y Canto

Nº de Inscripción: 212.441

ISBN: 978 956 339 057 5

© Macmillan Publishers S.A. de C.V. / Ediciones Cal y Canto Ltda.

© Bounce in Chile 2013

Original © Macmillan Publishers

Based on: the Bounce series

Nº de Inscripción: 212.441

ISBN: 978 956 339 057 5



© Macmillan Publishers S.A. de C.V. / Ediciones Cal y Canto Ltda.

© Bounce in Chile 2012

Original © Macmillan Publishers

Based on: the Bounce series

Original Text © Julie Kniveton and Angela Llanas 2004

Design and illustration © Macmillan Publishers Limited 2004

Design development and page make up by Ben Cracknell Studios.

Illustrated by Peter Richardson; Sean Longcroft @ Just for Laughs.

Cover design by DW design.

Commissioned photographs by Dean Ryan.

Student's Book 4º año básico

ISBN: 978 956 339 022 3

Nº de Inscripción: 212.441

All rights reserved; no part of this publication may be reproduced, stored in a retrieval system, transmitted in any form, or by any means, electronic, mechanical, photocopying, recording, or otherwise, without the prior written permission of the publisher.

Impreso RR Donnelley Chile

Se terminó de imprimir 195.600 ejemplares en el mes de enero de 2014.



EDICIÓN ESPECIAL PARA EL MINISTERIO DE EDUCACIÓN
PROHIBIDA SU COMERCIALIZACIÓN

